

Hetch Hetchy Capital Improvement Program Quarterly Reports – Fiscal Year 2022-2023

Table of Contents

- HHCIP Quarter 1 / Fiscal Year 2022-2023
- HHCIP Quarter 2 / Fiscal Year 2022-2023
- HHCIP Quarter 3 / Fiscal Year 2022-2023



DATE: December 22, 2022

TO: Commissioner Newsha Ajami, President
 Commissioner Sophie Maxwell, Vice President
 Commissioner Tim Paulson
 Commissioner Tony Rivera
 Commissioner Kate Stacy

FROM: Dennis J. Herrera, General Manager

RE: Hetch Hetchy Capital Improvement Program Quarterly Report
 Quarterly Report (1st Quarter / FY 2022-2023)

Enclosed please find the Hetch Hetchy Capital Improvement Program (HCIP) Quarterly Report for the 1st Quarter (Q1) of Fiscal Year (FY) 2022-2023. The primary intent of the report is to provide the Commission, stakeholders, and the public with a status summary of the HCIP based on data for the period of July 1, 2022 to September 30, 2022.

This quarterly report incorporates all the changes made to the Hetch Hetchy Capital Improvement projects according to the 10-Year Hetch Hetchy Water and Power Enterprise Capital Plan for FY2022-23 to FY2031-32, presented to and approved by this Commission on February 8, 2022.

Attachment


- London N. Breed**
Mayor
- Newsha Ajami**
President
- Sophie Maxwell**
Vice President
- Tim Paulson**
Commissioner
- Tony Rivera**
Commissioner
- Kate Stacy**
Commissioner
- Dennis J. Herrera**
General Manager



This page is intentionally left blank.



San Francisco
Water Power Sewer
Services of the San Francisco Public Utilities Commission



QUARTERLY REPORT

Hetch Hetchy Capital Improvement Program
July 2022 – September 2022

Published: December 22, 2022

This page is intentionally left blank.

EXECUTIVE SUMMARY

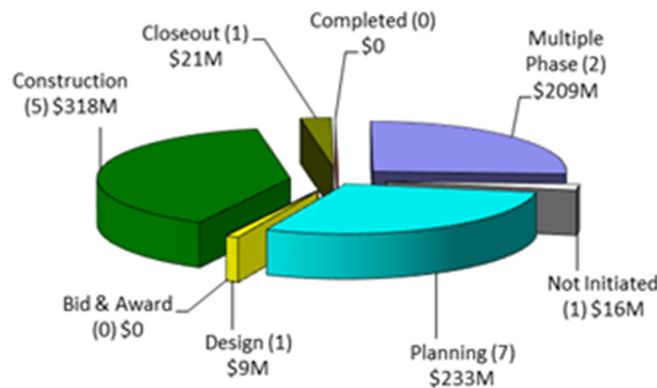
This quarterly report provides a summary update on the Hetch Hetchy Capital Improvement Program (HCIP) that is part of the larger Hetch Hetchy Water Capital Improvement Program. The primary intent of the report is to provide the Commission, stakeholders, and the public with a status summary of the HCIP based on data for the period of July 1, 2022 to September 30, 2022.

This quarterly report incorporates all the changes made to the HCIP projects in the Hetch Hetchy Water Capital Improvement Program according to the 10-Year Capital Plan for FY2022-23 to FY2031-32, presented to and adopted by the Commission on February 8, 2022 (2022 HCIP).

There are seventeen (17) projects in the 2022 HCIP together with (3) project development (PD) accounts for program-level expenditures for each of the Water, Power, and Joint Programs. There were no projects added or removed from the 2021 HCIP.

Program Current Status:

As of the end of the reporting period, the status of the 17 HCIP projects (excluding the Project Development (PD) accounts) is as follows: one (1) project not initiated, eight (8) projects in planning, design, or bid & award, five (5) projects in construction, two (2) projects that are multiple phases, and one (1) project in closeout.



Approved Budget for Projects in Each Phase

The following Tables provide a high-level summary of the cost and schedule status for this program (including the 3 PD accounts).

Table A shows that the 2022 HCIP has a Current Approved Budget and Current Forecast Cost of \$862.31M.

Table A. Program Cost Summary

Program	Expenditures To Date (\$ Million) (A)	Current Approved Budget (\$ Million) (B)	Q1/FY22-23 Forecast Costs (\$ Million) (C)	Cost Variance (\$ Million) (D = B - C)	Cost Variance Over Reporting Period * (\$ Million) (E)
Program Total	\$195.67	\$862.31	\$862.31	-	-

* Variance is cost variance from the current approved budget that occurred during the quarter. Negative number is reflecting cost increases since last quarter, and positive number is reflecting cost reduction since last quarter.

Table B shows that the 2022 HCIP has an Approved and Forecast Completion Date of 10/30/35.

Table B. Current Approved vs. Current Forecast Schedule Dates

Program	Current Approved Project Start	Actual Start	Current Approved Completion	Current Forecast Completion	Schedule Variance (Months)
Overall HCIP Program	10/03/11	10/03/11 ✓	10/30/35	10/30/35	-

Program Key Updates:

The key updates for the HCIP include:

- For the SJPL Valve and Safe Entry Improvements project, Phase 1A, the contractor on HH-1005 completed the submittals for both the new 60-inch butterfly valve and the new 24-inch butterfly valve in June 2022, and both valves passed factory pressure tests in August. The 60-inch and 24-inch valves will be shipped from South Korea and China respectively to California next quarter. For Phase 1B, the Commission approved the award of construction contract HH-1006 during the quarter on August 23. Notice to Proceed (NTP) will be issued in the next quarter. For Phase 2, 35% design was achieved during the quarter in August.
- For the Moccasin Powerhouse Bypass Upgrades project, the consultant continued work on the conceptual engineering report (CER) A topographical and utility survey was completed in August. The Design Criteria and a technical memorandum on Hydraulic Evaluation of Proposed Alternative-3 were also completed during the quarter.

- For Moccasin Powerhouse (MPH) and Generator Step-Up (GSU) Rehabilitation project, subproject A (HH-1003R, MPH GSU Transformer Installation), the second new Delta Star GSU2 (F8628) transformer completed shop testing and was scheduled for delivery on site in October. The contractor successfully completed potholing for installation of GSU2 in August 2022, received final foundation design drawings in September 2022, and is scheduled for mobilization to the site next quarter, in November 2022. For subproject B (DB-121R2, MPH Generators Rehabilitation), Construction Notice to Proceed (NTP) issued on August 15. For subproject C (MPH Systems Upgrades), the draft conceptual engineering report (CER) was issued for City review during the quarter, with a presentation to the technical steering committee scheduled for December.
- For Transmission Lines 7/8 Upgrades project, the Notice to Proceed on the construction contract was issued September 28.
- For the O’Shaughnessy Dam Outlet Works Phase 1 project, subproject A (Bulkhead): During this quarter, work continued on preparation of a progressive-design-build specification and bid package for the design and construction of the bulkhead. Subproject B (Access & Drainage): A closed-circuit television (CCTV) inspection of the existing dam drain system was completed in September. Subproject C (Instream Flow Release Valve Replacement): The Conceptual Engineering Report (CER) was completed and approved by the Technical Steering Committee (TSC) on September 15. The Bureau of Land Management (BLM) gave approval in August for the requested Raker Act boundary correction.
- For the Mountain Tunnel Improvement project, this quarter’s progress included completing the installation of the Flow Control Facility (FCF) bottom slab and utility trenches. The excavation and final lining of both Bypass Tunnels were completed along with partial installation of the large diameter steel water pipe and steel bifurcation pieces inside those tunnels. The excavation and initial lining were completed for the entire 1,000 feet of the new Priest Adit tunnel. The large Priest Adit bulkhead door arrived at the site and was transported down the adit and hung into position. Work is progressing at the FCF and the Priest Adit in preparation for the tie-in to the existing Mountain Tunnel during Shutdown No.2. which begins January 3, 2023.
- For Bridge Replacement, Lake Eleanor Dam Bridge subproject, the engineering consultant completed structural analysis of the existing bridge and the improvement alternatives. For the O’Shaughnessy Adit Access Bridge subproject, the project team presented selected alternatives to the Technical Steering Committee (TSC) and received approval on July 7.
- For the Canyon Tunnel Rehabilitation project, a draft conceptual engineering report (CER) was completed on August 2, and a workshop to present it to staff was held on August 8. A Technical Steering Committee meeting was held to consider the project on September 1, and approval was received to move forward to the design phase. Bureau of Land Management gave approval for a right of way boundary correction necessary to this project on September 19.

This page is intentionally left blank.

**HETCH HETCHY WATER AND POWER (HHWP)–
WATER DIVISION CAPITAL IMPROVEMENT PROGRAMS**

This page is intentionally left blank

INTRODUCTION

The Hetch Hetchy Water and Power (HHWP) Water Division is the division responsible for operating, managing, and maintaining the HHWP system and facilities. This includes water facilities that are part of the Regional Water System from Hetch Hetchy Reservoir, located in Yosemite National Park, to Alameda East Portal, located in Sunol Valley and power facilities located from Early Intake to Newark. The HHWP Water Division operates, manages, and maintains three impoundment reservoirs, three regulating reservoirs, four powerhouses, one switchyard, three substations, 170 miles of pipeline and tunnels, almost 50 miles of paved road, over 160 miles of transmission lines, watershed land, and right-of-way property. HHWP Water Division provides 85 percent of the San Francisco Public Utilities Commission (SFPUC) water supply for 2.7 million residential, commercial, and industrial customers in Alameda, Santa Clara, San Mateo, and San Francisco counties. On average, HHWP Water Division generates about 1,650 gigawatt hours (GWH) of clean hydro-generated power annually. A majority of HHWP staff is based in Moccasin, CA, which is 140 miles east of San Francisco.

The HHWP Water Division’s capital improvement programs are divided into two programs: Hetch Hetchy Capital Improvement Program (HCIP) and Renewal and Replacement (R&R). This report provides a quarterly status update on the HCIP, a group of capital improvement projects that are greater than \$5M in value and have been approved by the Commission as part of the SFPUC’s 10-Year Capital Improvement Program. The status of the Hetch Hetchy R&R projects is reported annually in the Annual Report on Water Enterprise-Managed Capital Improvement Projects.

The map below shows the location of the assets and facilities associated with HHWP.



This page is intentionally left blank

HETCH HETCHY CAPITAL IMPROVEMENT PROGRAM (HCIP)

This page is intentionally left blank

1. PROGRAM DESCRIPTION

The Hetch Hetchy Capital Improvement Program (HCIP) is a multi-year group of capital projects to upgrade existing, aging infrastructure so that it will meet the challenges of today and the future. These projects will deliver improvements that enhance the SFPUC's ability to provide reliable, affordable, high quality water to its 2.7 million customers in an environmentally sustainable manner. The goals are to 1) provide capital improvements needed to cost-effectively ensure that water quality, seismic reliability, delivery reliability, and water supply objectives established for the Regional Water System facilities managed by HHWP are met, while 2) optimizing the benefits of HHWP power facilities operations. Ongoing development of the HCIP will sustain the Regional Water System's status as an unfiltered water source and a gravity-driven system.

The scope of HCIP is divided into three major project types: Water, Power, and Joint. The Water sub-program includes only asset improvements benefiting the SFPUC's water customers. The Power sub-program includes only asset improvements used to generate environmentally friendly hydroelectric energy. The Joint sub-program includes projects for assets that are used for both water delivery and power generation. In addition, projects in each sub-program of the HCIP have been further organized by asset type consisting of the following:

- Buildings – projects to provide safe and code compliant work spaces.
- Dams & Reservoirs – projects to improve assets used for storage and delivery of water to SFPUC customers, as well as for water storage for power generation.
- Mountain Tunnel – projects to address deficiencies with the Mountain Tunnel, a critical, non-redundant link in the Hetch Hetchy and Regional Water System that conveys water from Kirkwood Powerhouse to Priest Reservoir.
- Powerhouses – projects to improve facilities at the Holm, Kirkwood, and Moccasin powerhouses.
- Roads & Bridges – projects intended to replace bridges that are utilized to access HHWP assets.
- Switchyard & Substations – projects to meet operational objectives for power, including reliability, regulatory compliance, and sustainability.
- Tunnels – projects to repair tunnels along the HHWP system (other than Mountain Tunnel).
- Water Conveyance – projects to enhance the reliability of water delivery through pipelines and penstocks, allowing for both delivery of water to SFPUC customers and delivery of water to powerhouses for power generation.

2. PROGRAM STATUS

This Quarterly Report presents the progress made on HCIP between July 1, 2022 and September 30, 2022. This document serves as the first (1st) Quarterly Report in Fiscal Year 2022-2023 (FY23) published for the HCIP.

This quarterly report incorporates all the changes made to the HCIP projects in the Hetch Hetchy Water Capital Improvement Program according to the 10-Year Capital Plan for FY2022-23 to FY2031-32, presented to and adopted by the Commission on February 8, 2022, under Resolution No. 22-0031 (2022 HCIP). The 10-Year Capital Plan for FY2022-23 to FY2031-32 is the new baseline for project

scopes, schedules, and budgets starting in the first quarter (Q1) of FY2022-23. The 2022 HCIP is a subset of the Hetch Hetchy Water 10-year CIP for FY2023-2032 and includes individual projects over \$5 million that were then currently active or intended to be active by June 30, 2022 at the time proposed to the Commission on February 8, 2022.

This baseline for comparison will remain the same until adoption of a new 10-Year CIP; the baseline will be updated with the changes in the adopted CIP at the start of the new fiscal year following adoption.

There are seventeen (17) projects in the 2022 HCIP together with (3) project development (PD) accounts for program-level expenditures for each of the Water, Power, and Joint Programs. There were no projects added to or removed from the 2021 HCIP. A description of each project and of each project development account is provided in the Appendix A of this Report.

The accrued PD expenditures are included in the Cost Summary in Table 3 in order to give an accurate report of the overall HCIP cost performance.

Figure 2.1 shows the total Approved Budget for all seventeen (17) projects in each phase of the program as of September 30, 2022 (PD accounts do not have phases and are not included in Figure 2.1). The number of projects currently in each phase is shown in parentheses.

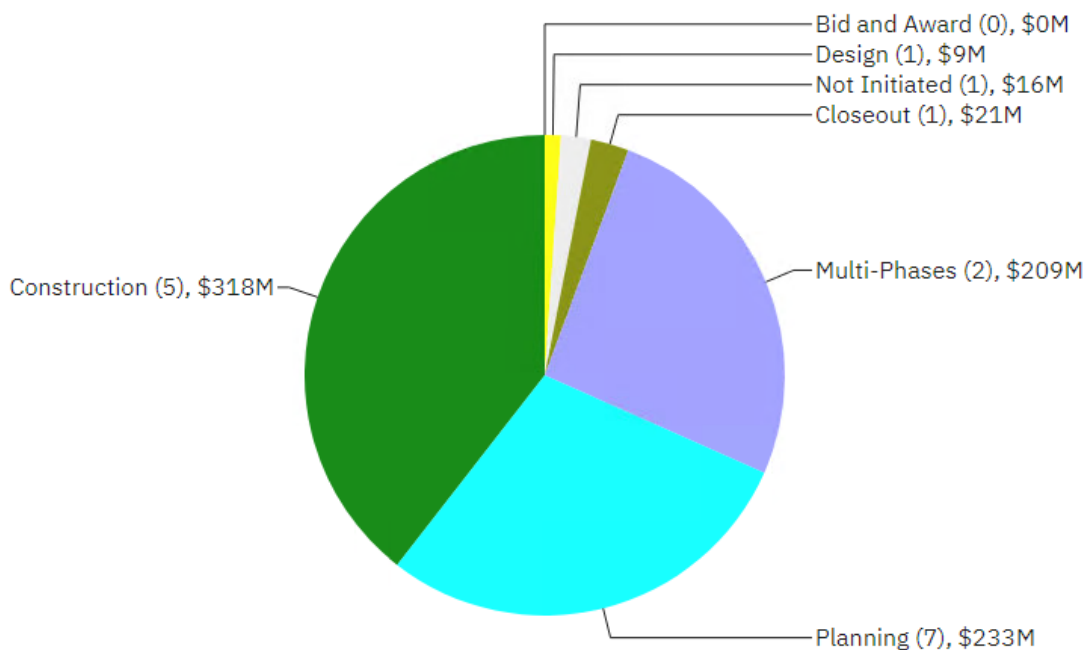


Figure 2.1 Approved Budget for Projects in Each Phase

Figure 2.2 shows the total number of projects in the following stages as of September 30, 2022: Pre-construction, Construction, and Post-construction.

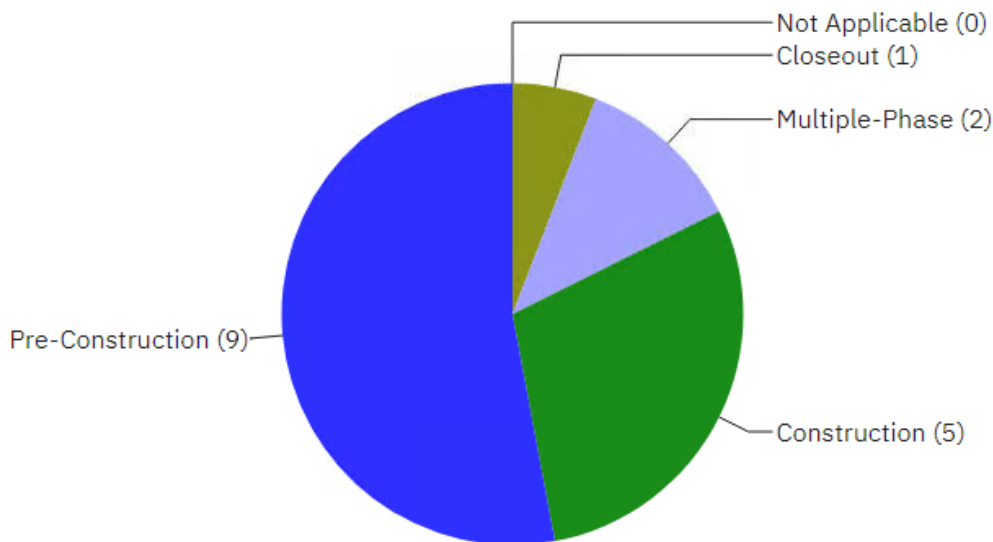


Figure 2.2 Number of Projects in Pre-construction, Construction, and Post-Construction

Figure 2.3 summarizes the environmental review status of the HCIP projects as of September 30, 2022. Environmental review is performed for projects under California Environmental Quality Act (CEQA).

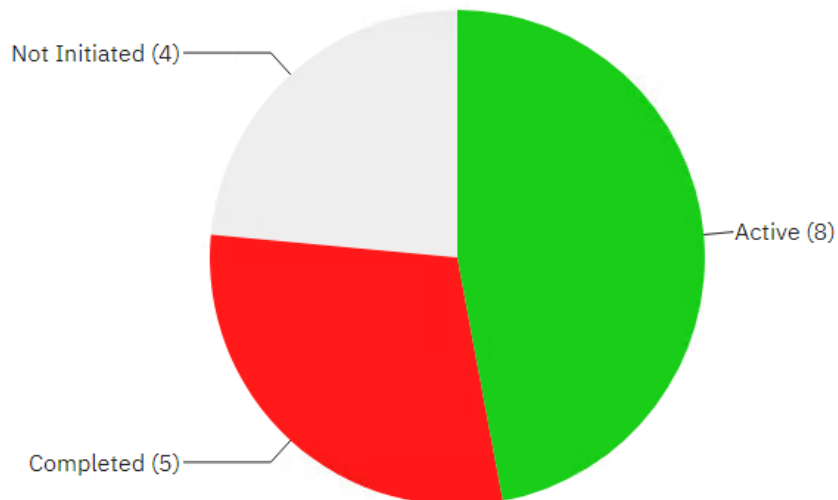


Figure 2.3 Program Environmental Review

3. PROGRAM COST SUMMARY

The 2022 HCIP has an approved budget of \$862.31M. This is \$55.01M greater than the 2021 HCIP approved budget of \$807.30M. The increase in the program’s approved budget is attributed to the following factors:

- The 2021 HCIP carried a negative cost variance forecast in Q4/FY21-22 of \$45.51M; the Q4 project budget variances have now been included in the 2022 HCIP approved project budgets.
- The 10014072 Water Only Project Development budget was increased by \$2.60M.
- The 10014092 Power Only Project Development budget was increased by \$3.41M.
- The 10014116 Joint Project Development budget was increased by \$5.84M.
- The 10014075 Holm and Other Powerhouse Projects is in closeout phase, and the budget was decreased by \$2.36M.

Table 3 provides an overall cost summary of the 17 HCIP projects and 3 HCIP PD accounts at the end of the quarter. It shows the Expenditures to Date, Current Approved Budget, Current Forecast Cost, the Cost Variance between the Approved and Forecast Costs, and the Cost Variance Over the Reporting Period (from the approved budget). The Current Approved Budget and Forecast Cost for the HCIP under the FY23-32 CIP are each \$862.31 million.

Table 3. Cost Summary

Subprograms	Expenditures To Date (\$ Million) (A)	Current Approved Budget (\$ Million) (B)	Q1/FY22-23 Forecast Costs (\$ Million) (C)	Cost Variance (\$ Million) (D = B - C)	Cost Variance Over Reporting Period * (\$ Million) (E)
Water Infrastructure	\$12.64	\$155.87	\$155.87	-	-
Water Conveyance (Water)	\$8.42	\$146.40	\$146.40	-	-
Water Infrastructure Project Development	\$4.22	\$9.47	\$9.47	-	-
Power Infrastructure	\$68.80	\$205.30	\$205.30	-	-
Powerhouse	\$39.75	\$118.58	\$118.58	-	-
Switchyard & Substations (Power)	\$22.18	\$34.25	\$34.25	-	-
Transmission Lines	\$3.76	\$37.97	\$37.97	-	-
Power Infrastructure Project Development	\$3.11	\$14.50	\$14.50	-	-
Joint Infrastructure	\$114.23	\$501.13	\$501.13	-	-
Water Conveyance (Joint)	\$5.92	\$47.25	\$47.25	-	-
Dams & Reservoirs (Joint)	\$6.98	\$136.88	\$136.88	-	-
Mountain Tunnel	\$91.58	\$238.22	\$238.22	-	-
Roads & Bridges (Joint)	\$2.07	\$29.37	\$29.37	-	-
Tunnels (Joint)	\$0.83	\$8.43	\$8.43	-	-
Utilities (Joint)	\$0.67	\$8.79	\$8.79	-	-
Joint Infrastructure Project Development	\$6.20	\$32.18	\$32.18	-	-
Overall Program Total	\$195.67	\$862.31	\$862.31	-	-

* Variance is cost variance from the current approved budget that occurred during the quarter. Negative number is reflecting cost increases since last quarter, and positive number is reflecting cost reduction since last quarter.

4. PROGRAM SCHEDULE SUMMARY

Figure 4 and Table 4 compare the FY23 – 32 CIP Approved Schedule and the Current Forecast Schedule for the HCIP. As shown in Table 4, the overall HCIP is currently both approved and forecast to be completed in October 2035.

Figure 4. Program Schedule Summary

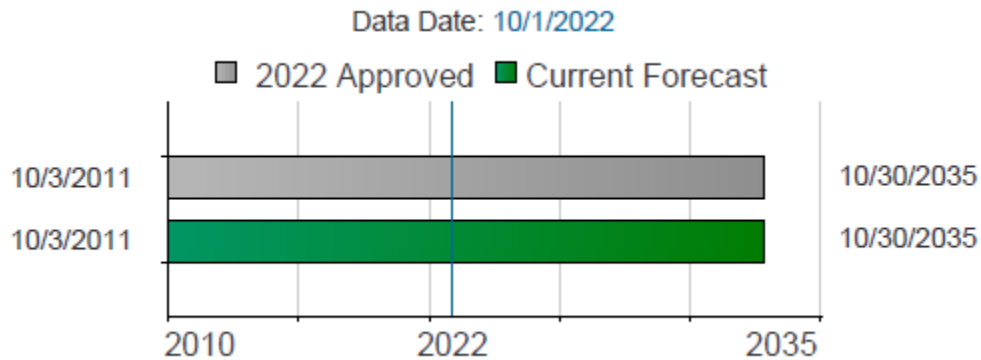


Table 4. FY23-32 CIP Approved vs. Current Forecast Schedule Dates

Sub-Program	2022 Approved Project Start	Actual Start	2022 Approved Completion	Current Forecast Completion	Schedule Variance (Months)
Water Infrastructure	03/26/12	03/26/12✓	06/30/33	06/30/33	-
Power Infrastructure	05/29/12	05/29/12✓	10/30/35	10/30/35	-
Joint Infrastructure	10/03/11	10/03/11✓	06/30/33	06/30/33	-
Overall HCIP Projects	10/03/11	10/03/11✓	10/30/35	10/30/35	-

5. BUDGET AND SCHEDULE TREND SUMMARY

This Table 5 contains all approved HCIP projects that are active and in any of the planning, design, bid and award, or construction phases. The table excludes all Project Development accounts, as well as any projects that are either not-initiated, on-hold, in closeout, or completed.

During this Quarter (Q1 FY22-23), the following major project milestones were achieved:

- 35% Design for SJPL Valve and Safe Entry Improvement (Phase 2)
- Construction Notice to Proceed (NTP) for Moccasin Powerhouse and GSU Rehabilitation (DB-121R2 - Phase 2)
- Construction NTP for Transmission Lines 7/8 Upgrades (HH-1007)
- Conceptual Engineering Report (CER) for O'Shaughnessy Dam Outlet Works Phase I (Subproject C)

Table 5. Budget and Schedule Trend Summary

All Costs are shown in million

Project Name	Most Recent CIP Approved Budget		Project Initiation		Conceptual Engineering Report (CER)		35% Design		95% Design		Awarded Construction ¹		Current Status	
	Approved Budget	Approved Completion	Forecast Cost	Forecast Completion	Forecast Cost	Forecast Completion	Forecast Cost	Forecast Completion	Forecast Cost	Forecast Completion	Forecast Cost	Forecast Completion	Forecast Cost	Forecast Completion
	a	b	c	d	e	f	g	h	i	j	k	l	m	n
Water Infrastructure														
10035574 - SJPL Tesla Valves Replacement	FY23-32		05/01/19		11/27/20		07/28/20		11/17/20		04/06/21		Q1 - FY22-23	
	\$3.7	12/30/22	\$7.4	06/28/24	\$7.4	06/28/24	\$7.4	06/28/24	\$7.4	06/28/24	\$3.7	12/30/22	\$3.7	12/30/22
10035575 - SJPL Valve and Safe Entry Improvement	FY23-32		7/1/2019		04/16/21		03/03/21 (Phase 1A), 05/28/21 (Phase 1B), 08/15/22 (Phase 2) & 12/30/21 (Phase 3)		07/14/21 (Phase 1A), 10/29/21 (Phase 1B), 02/15/23 (Phase 2) & 10/28/22 (Phase 3)		05/16/22 (Phase 1A), 11/07/22 (Phase 1B), 11/16/23 (Phase 2) & 07/01/23 (Phase 3)		Q1 - FY22-23	
	Phase 1A													
	Phase 1B Phase 2 Phase 3	\$142.7	03/13/28	\$95.3	07/01/25	\$95.3	07/01/25	\$98.9	03/13/28	\$142.7	03/13/28	\$142.7	03/13/28	\$142.7
Power Infrastructure														
10036809 - Moccasin Powerhouse Bypass Upgrades	FY23-32		09/18/20		11/07/22		02/24/23		12/26/23		02/28/25		Q1 - FY22-23	
	\$15.0	12/01/27	\$15.0	12/01/27	TBD	TBD	TBD	TBD	TBD	TBD	TBD	TBD	\$15.0	12/01/27
10014086 - Moccasin Powerhouse and GSU Rehabilitation	FY23-32		01/04/16		05/14/21		07/29/19 (Phase 1), 10/01/19 (Phase 2) & 06/05/23 (Phase 3)		09/09/20 (Phase 1), 05/12/22 (Phase 2) & 03/29/24 (Phase 3)		06/07/21 (Phase 1), 08/15/22 (Phase 2) & 10/02/24 (Phase 3)		Q1 - FY22-23	
	Phase 1													
	Phase 2 Phase 3	\$66.7	12/03/27	\$18.0	10/03/18	\$66.7	04/13/27	\$66.7	12/03/27	\$66.7	12/03/27	\$66.7	12/03/27	\$66.7
10014087 - Warnerville Substation Rehabilitation	FY23-32		09/01/15 (Phase 1), 7/01/20 (Phase 2a) & 01/01/21 (Phase 2b)		02/29/16 (Phase 1), 01/18/21 (Phase 2a) & 01/03/23 (Phase 2b)		04/01/16 (Phase 1), 04/22/21 (Phase 2a) & 09/01/23 (Phase 2a)		12/24/16 (Phase 1), 08/16/21 (Phase 2a) & 04/04/24 (Phase 2b)		11/26/18 (Phase 1), N/A (Phase 2a) & 02/03/25 (Phase 2b)		Q1 - FY22-23	
	Phase 1 (DB-127R)													
	Phase 2a Phase 2b	\$34.2	11/25/26	\$27.2	11/25/26	\$34.2	11/25/26	\$34.2	11/25/26	\$34.2	11/25/26	\$24.3	03/04/20	\$34.2
10035721 - Transmission Lines 7/8 Upgrades	FY23-32		07/01/19		12/07/20 ²		03/19/21		09/24/21		09/08/22		Q1 - FY22-23	
	\$38.0	01/31/25	\$38.0	01/31/25	\$38.0	01/31/25	\$38.0	01/31/25	\$38.0	01/31/25	\$38.0	01/31/25	\$38.0	01/31/25
Joint Infrastructure														
10014088 - Moccasin Penstock	FY23-32		12/11/18		12/21/23		01/31/24		06/10/24		04/15/25		Q1 - FY22-23	
	\$47.3	02/28/28	\$13.2	12/31/24	TBD	TBD	TBD	TBD	TBD	TBD	TBD	TBD	\$47.3	02/28/28
10030758 - OSH Dam Access and Drainage Improvements	FY23-32		03/01/17		06/28/19		09/01/19		08/21/20		09/27/21		Q1 - FY22-23	
	\$4.0	02/28/23	\$5.8	02/26/21	\$5.8	02/26/21	\$5.8	02/11/22	\$5.8	12/16/22	\$4.0	02/28/23	\$4.0	02/28/23

Project Name	Most Recent CIP Approved Budget		Project Initiation		Conceptual Engineering Report (CER)		35% Design		95% Design		Awarded Construction ¹		Current Status	
	Approved Budget	Approved Completion	Forecast Cost	Forecast Completion	Forecast Cost	Forecast Completion	Forecast Cost	Forecast Completion	Forecast Cost	Forecast Completion	Forecast Cost	Forecast Completion	Forecast Cost	Forecast Completion
	a	b	c	d	e	f	g	h	i	j	k	l	m	n
10032903 - O'Shaughnessy Dam Outlet Works Phase I ³	FY23-32		02/01/18		09/30/21 (Subproject A), Complete (Subproject B), 09/30/22 (Subproject C), N/A (Subproject D) & N/A (Subproject E)		N/A (Subproject A), N/A (Subproject B) & 11/07/22 (Subproject C)		N/A (Subproject A), N/A (Subproject B) & 02/07/23 (Subproject C)		05/22/23 (Subproject A), 09/19/23 (Subproject B) & 07/17/23 (Subproject C)		Q1 - FY22-23	
	\$47.9	09/16/25	\$17.2	12/31/24	\$47.9	09/16/25	TBD	TBD	TBD	TBD	TBD	TBD	\$47.9	09/16/25
10037351 - Moccasin Dam Long-Term Improvements ³	FY23-32		05/03/21		04/28/23		07/21/23		12/31/24		05/08/26		Q1 - FY22-23	
	\$73.2	06/30/28	\$83.2	07/01/27	TBD	TBD	TBD	TBD	TBD	TBD	TBD	TBD	\$73.2	06/30/28
10014115 - Cherry Dam Spillway - Short Term Improvements	FY23-32		03/01/21		06/30/23		10/31/23		06/11/24		02/18/25		Q1 - FY22-23	
	\$11.9	07/01/27	\$11.9	07/01/27	TBD	TBD	TBD	TBD	TBD	TBD	TBD	TBD	\$11.9	06/30/27
10014114 - Mountain Tunnel Improvement Project	FY23-32		10/03/11		12/29/17		05/15/18		07/31/19		10/13/20		Q1 - FY22-23	
	\$238.2	06/03/27	\$114.0	12/30/21	\$246.1	12/31/26	\$238.2	12/31/26	\$238.2	12/31/26	\$238.2	06/03/27	\$238.2	06/03/27
10035086 - Bridge Replacement	FY23-32		02/27/20		7/18/23 (Subproject 1) & 03/17/23 (Subproject 2)		11/03/23 (Subproject 1) & 05/05/23 (Subproject 2)		6/03/24 (Subproject 1) & 01/12/24 (Subproject 2)		04/18/25 (Subproject 1) & 02/03/25 (Subproject 2)		Q1 - FY22-23	
	\$44.3	05/25/37	\$44.3	12/30/25	TBD	TBD	TBD	TBD	TBD	TBD	TBD	TBD	\$29.4	07/01/27
10014108 - Canyon Tunnel Rehabilitation	FY23-32		02/03/14		03/06/23		03/30/16		12/14/23		12/17/24		Q1 - FY22-23	
	\$8.4	01/13/25	\$0.5	06/30/16	TBD	TBD	\$8.0	06/30/18	TBD	TBD	TBD	TBD	\$8.4	09/01/26
10014110 - Moccasin Wastewater Treatment Plant ⁴	FY23-32		01/03/22		-		04/29/22		12/30/22		11/27/23		Q1 - FY22-23	
	\$8.8	04/07/26	\$8.8	04/07/26	-	-	\$8.8	04/07/26	TBD	TBD	TBD	TBD	\$8.8	04/07/26

Footnotes:

1. This represents forecast project cost and project completion date at the time of award of construction contract (or award of CM/GC contracts/packages).
2. This represents the date the Design Criteria Report (DCR) was finalized for Transmission Lines 7/8 Upgrade project. CER was not required for the project.
3. This represents that Contract A will be doing Progressive Design Build during Construction. Contract B is in the process of finalizing the design. Contract D & E will not be doing CER.
4. This represents that the project started during the Design Phase.

This page is intentionally left blank.

6. PROJECT PERFORMANCE SUMMARY*

All costs are shown in \$1,000s

Project Name	Active Phase (a)	CIP Approved Budget (b)	Current Approved Budget (c)	Current Forecast Cost (d)	Expenditures to Date (e)	Cost Variance (f=c-d)	% Cost Changes (g=f/c)	CIP Completion Date (h)	Approved Completion Date (i)	Forecast Completion Date (j)	Schedule Variance (Days) (k=i-j)
	(**)	(+)	(++)			(+++)	(+++)	(+)	(++)		(+++)
Water Infrastructure											
Water Conveyance (Water)											
10035574 SJPL Tesla Valves Replacement	CN	\$3,740	\$3,740	\$3,740	\$2,367	\$0	0%	12/30/2022	12/30/2022	12/30/2022	0
10035575 SJPL Valve and Safe Entry Improvement	MP	\$142,662	\$142,662	\$142,662	\$6,051	\$0	0%	03/13/2028	03/13/2028	03/13/2028	0
Power Infrastructure											
Powerhouse											
10036809 Moccasin Powerhouse Bypass Upgrades	PL	\$15,007	\$15,007	\$15,007	\$620	\$0	0%	12/01/2027	12/01/2027	12/01/2027	0
10014086 Moccasin Powerhouse and GSU Rehabilitation	MP	\$66,714	\$66,714	\$66,714	\$18,559	\$0	0%	12/03/2027	12/03/2027	12/03/2027	0
Switchyard & Substations (Power)											
10014087 Warnerville Substation Rehabilitation	CN	\$34,248	\$34,248	\$34,248	\$22,181	\$0	0%	11/25/2026	11/25/2026	11/25/2026	0
Transmission Lines											

* Does not include projects in closeout, completed, not initiated, on hold, deleted projects, and projects combined with other projects.

** Phase Status Legend			
PL	Planning	DS	Design
BA	Bid & Award	CN	Construction
		MP	Multiple-Phase

Footnotes:
(+) CIP Approved Budget and Project Completion Date: The budget and schedule approved as part of 10-year CIP for FY23-32.
(++) Current Approved Budget and Schedule: The budget and schedule approved as part of 10-year CIP for FY23-32, plus any additional budget and schedule changes approved by the Commission as part of construction contract award.
(+++) Negative number reflects cost overrun (or schedule delay) and positive number reflects cost underrun (or ahead of schedule). Projects with a forecasted cost overrun greater than 10%, or forecasted delay of greater than 6 months or 10%, will be highlighted in grey.

Project Name	Active Phase (a) (**)	CIP Approved Budget (b) (+)	Current Approved Budget (c) (++)	Current Forecast Cost (d)	Expenditures to Date (e)	Cost Variance (f=c-d) (+++)	% Cost Changes (g=f/c) (+++)	CIP Completion Date (h) (+)	Approved Completion Date (i) (++)	Forecast Completion Date (j)	Schedule Variance (Days) (k=i-j) (+++)
10035721 Transmission Lines 7/8 Upgrades	CN	\$37,969	\$37,969	\$37,969	\$3,759	\$0	0%	01/31/2025	01/31/2025	01/31/2025	0
Joint Infrastructure											
Water Conveyance (Joint)											
10014088 Moccasin Penstock Rehabilitation	PL	\$47,251	\$47,251	\$47,251	\$5,922	\$0	0%	02/28/2028	02/28/2028	02/28/2028	0
Dams & Reservoirs (Joint)											
10030758 OSH Dam Access and Drainage	CN	\$3,952	\$3,952	\$3,952	\$3,131	\$0	0%	02/28/2023	02/28/2023	02/28/2023	0
10032903 O'Shaughnessy Dam Outlet Works Phase I	PL	\$47,894	\$47,894	\$47,894	\$2,498	\$0	0%	09/16/2025	09/16/2025	09/16/2025	0
10037351 Moccasin Dam & Reservoir Long-Term Improvements	PL	\$73,176	\$73,176	\$73,176	\$578	\$0	0%	06/30/2028	06/30/2028	06/30/2028	0
10014115 Cherry Dam Spillway - Short Term Improvements	PL	\$11,861	\$11,861	\$11,861	\$769	\$0	0%	06/30/2027	06/30/2027	06/30/2027	0
Mountain Tunnel											

* Does not include projects in closeout, completed, not initiated, on hold, deleted projects, and projects combined with other projects.

** Phase Status Legend		
PL Planning	DS Design	
BA Bid & Award	CN Construction	MP Multiple-Phase

Footnotes:
(+) CIP Approved Budget and Project Completion Date: The budget and schedule approved as part of 10-year CIP for FY23-32.
(++) Current Approved Budget and Schedule: The budget and schedule approved as part of 10-year CIP for FY23-32, plus any additional budget and schedule changes approved by the Commission as part of construction contract award.
(+++) Negative number reflects cost overrun (or schedule delay) and positive number reflects cost underrun (or ahead of schedule). Projects with a forecasted cost overrun greater than 10%, or forecasted delay of greater than 6 months or 10%, will be highlighted in grey.

Project Name	Active Phase (a) (**)	CIP Approved Budget (b) (+)	Current Approved Budget (c) (++)	Current Forecast Cost (d)	Expenditures to Date (e)	Cost Variance (f=c-d) (+++)	% Cost Changes (g=f/c) (+++)	CIP Completion Date (h) (+)	Approved Completion Date (i) (++)	Forecast Completion Date (j)	Schedule Variance (Days) (k=i-j) (+++)
10014114 Mountain Tunnel Improvement Project	CN	\$238,219	\$238,219	\$238,219	\$91,577	\$0	0%	06/03/2027	06/03/2027	06/03/2027	0
Roads & Bridges (Joint)											
10035086 Bridge Replacement	PL	\$29,371	\$29,371	\$29,371	\$2,066	\$0	0%	07/01/2027	07/01/2027	07/01/2027	0
Tunnels (Joint)											
10014108 Canyon Tunnel Rehabilitation	PL	\$8,429	\$8,429	\$8,429	\$826	\$0	0%	09/01/2026	09/01/2026	09/01/2026	0
Utilities (Joint)											
10014110 Moccasin Wastewater Treatment Plant	DS	\$8,795	\$8,795	\$8,795	\$667	\$0	0%	04/07/2026	04/07/2026	04/07/2026	0

* Does not include projects in closeout, completed, not initiated, on hold, deleted projects, and projects combined with other projects.

** Phase Status Legend		
PL Planning	DS Design	
BA Bid & Award	CN Construction	MP Multiple-Phase






Footnotes:
(+) CIP Approved Budget and Project Completion Date: The budget and schedule approved as part of 10-year CIP for FY23-32.
(++) Current Approved Budget and Schedule: The budget and schedule approved as part of 10-year CIP for FY23-32, plus any additional budget and schedule changes approved by the Commission as part of construction contract award.
(+++) Negative number reflects cost overrun (or schedule delay) and positive number reflects cost underrun (or ahead of schedule). Projects with a forecasted cost overrun greater than 10%, or forecasted delay of greater than 6 months or 10%, will be highlighted in grey.

7. PROJECT STATUS REPORT

10035574 - SJPL Tesla Valves Replacement

Project Description: This original project was to replace four large diameter butterfly valves, TUV 101 to 401, at Tesla Valve Vault so that the San Joaquin Pipelines (SJPL) could be safely isolated individually without the entire system shutdown. This would also improve safety to enter the pipelines for maintenance and inspection purposes. After the planning phase of the SJPL Valve and Safe Entry Improvement project (Project 10035575), the scope of the SJPL Tesla Valve Replacement was reduced to focus on completing the replacement of TUV101 only. The remainder of the work will be combined with the work of the SJPL Valve and Safe Entry Improvement project.

Program: Water Infrastructure	Project Status: Construction	Environmental Status: Completed (Cat Ex)
--------------------------------------	-------------------------------------	---

Project Cost:		Project Schedule:	
Approved		\$ 3.74 M	Approved May-19  Dec-22
Forecast		\$ 3.74 M	Forecast May-19  Dec-22
Actual		\$ 2.37 M	Project Percent Complete: 78.4%

Key Milestones	Environmental Approval	Bid Advertisement	Construction NTP	Construction Final Completion
Current Forecast	08/26/2020 A	N/A	04/06/2021 A	11/30/2022

Progress and Status:

The Job Order Contract (JOC) contractor was not able to finalize the as-built drawings in the quarter as had been anticipated. Final completion of the construction phase will be delayed to next quarter.

Issues and Challenges:

None at this time.



The new TUV101 prior to installation earlier this year

10035575 - SJPL Valve and Safe Entry Improvement

Project Description: The SJPL Entry Assessment and Valve Improvement Project involves the three parallel transmission pipelines that stretch approximately 48-miles across the San Joaquin Valley from Oakdale Portal on the east to Tesla Portal near the City of Tracy on the west, with a partial fourth pipeline consisting of a 6.4-mile Eastern Segment and an 11-mile Western Segment. The four pipelines were built between 1932 and 2012, respectively, and range from 56- to 79.5-inches in diameter. Given the age and condition of the SJPLs, frequent maintenance and inspection are required. Work must be able to occur while the HHRWS is in service. The objective of this project is to upgrade valves and provide isolation points to allow safe entry into any and all sections of the SJPLs for inspection and maintenance while the remainder of the system stays in operation.

Program: Water Infrastructure	Project Status: Multi-Phases	Environmental Status: Active (Various)
--------------------------------------	-------------------------------------	---

Project Cost:		Project Schedule:	
Approved		Approved Jul-19	
Forecast		Forecast Jul-19	
Actual		Project Percent Complete: 12.3%	

Key Milestones	Environmental Approval	Bid Advertisement	Construction NTP	Construction Final Completion	
Current Forecast	A	01/27/2022 A	12/25/2021 A	05/16/2022 A	09/13/2024
	B	01/27/2022 A	04/21/2022 A	11/07/2022	09/11/2024
	C	01/27/2022 A	06/01/2023	11/16/2023	05/24/2027
	D	12/06/2022	12/29/2022	07/01/2023	01/15/2025

Progress and Status:

This project is divided into four (4) sub-projects, (A) Phase 1A – Pipeline 2 Tesla & Oakdale Entry Improvements – HH-1005; (B) Phase 1B – Pipelines 3&4 Tesla & Oakdale Entry Improvements HH-1006; (C) Phase 2 -Pelican, Roselle, Emery and P4J Entry Improvements; and (D) Phase 3 - Tesla Surge Tower. For Phase 1A, the contractor on HH-1005 completed the submittals for both the new 60-inch butterfly valve and the new 24-inch butterfly valve in June 2022. The valves have been manufactured, and they passed the factory water pressure tests during this quarter in August. The 60-inch and 24-inch valves will be shipped from South Korea and China respectively to California next quarter. For Phase 1B, the Commission approved the award of construction contract HH-1006 during the quarter on August 23. Notice to Proceed (NTP) will be issued in the next quarter. For Phase 2, 35% design was achieved during the quarter in August. For Phase 3, the project team worked closely with Hetch Hetchy Water and Power (HHWP), Water Supply and Treatment Division, and Water Quality Division to address the issues mentioned below.



Factory water pressure test of the new 60-inch Butterfly Valve in South Korea






Issues and Challenges:

Surge tower operations continue to be reviewed to better understand scenarios when the surge tower might overflow. At this time, there is no change in forecast for the overall budget and schedule.

10036809 - Moccasin Powerhouse Bypass Upgrades

Project Description: Provide a reliable hydraulic bypass and energy dissipation system conveying water around the turbines to the Moccasin Reservoir Bypass Pipeline. Upgrade/replace high pressure energy dissipating valves, control systems, and associated structures that dissipate up to 325 million gallons per day (mgd) flow.

Program: Power Infrastructure	Project Status: Planning	Environmental Status: Not Initiated (TBD)
--------------------------------------	---------------------------------	--

Project Cost:		Project Schedule:	
Approved		\$ 15.01 M	Approved Sep-20  Dec-27
Forecast		\$ 15.01 M	Forecast Sep-20  Dec-27
Actual		\$ 0.62 M	Project Percent Complete: 7.3%

Key Milestones	Environmental Approval	Bid Advertisement	Construction NTP	Construction Final Completion
Current Forecast	08/26/2024	08/27/2024	02/28/2025	06/01/2027

Progress and Status:

The consultant continued work for the planning phase conceptual engineering report (CER) that is anticipated to be completed next quarter. The preferred alternative is to move the bypass system to a location outside of the powerhouse and north of the Moccasin penstocks. A topographical and utility survey was completed in August. The Design Criteria document and the Hydraulic Evaluation of Proposed Alternative-3 Technical Memorandum were also completed during the quarter.

Issues and Challenges:

None at this time.








Proposed Location of the New Valve House for the Bypass Line

10014086 - Moccasin Powerhouse and GSU Rehabilitation

Project Description: Moccasin Powerhouse Generators were completed in 1969 and generate a combined maximum output of 110 Megawatts. Both generator units have exceeded their life expectancy and need repair in order to continue operating reliably. The objective of this project is to replace stator cores and coils. The scope of work also includes entire field pole replacement. The project will also involve replacement of two generator step-up transformers (GSU's), and power plant systems upgrades including: replacing 480V switchgear, 13.8kV switchgear, motor control centers, main control boards, protective relays, cooling water piping, and improving oil containment systems.

Program: Power Infrastructure	Project Status: Multi-Phases	Environmental Status: Active (Various)
--------------------------------------	-------------------------------------	---

Project Cost:		Project Schedule:	
Approved		\$ 66.71 M	Approved Jan-16 
Forecast		\$ 66.71 M	Forecast Jan-16 
Actual		\$ 18.56 M	Project Percent Complete: 29.5%

Key Milestones	Environmental Approval	Bid Advertisement	Construction NTP	Construction Final Completion
A	09/28/2020 A	11/20/2020 A	06/07/2021 A	05/23/2023
Current Forecast B	09/28/2020 A	10/30/2020 A	08/15/2022 A	06/17/2024
C	04/25/2023	04/01/2024	10/02/2024	06/07/2027

Progress and Status:

This project is divided into 3 subprojects, (A) Moccasin Powerhouse Generator Step-Up (GSU's) Transformers HH-1003R; (B) Moccasin Powerhouse Generators Rewind – DB-121R2; and (C) Moccasin Powerhouse Systems Upgrade. For subproject A, HH-1003R, the second new Delta Star GSU2 (F8628) transformer completed shop testing and was scheduled for delivery on site on October 28, 2022. The contractor successfully completed potholing for installation of GSU2 in August 2022, received final foundation design drawings in September 2022, and is scheduled for mobilization to the site next quarter, in November 2022. For subproject B, DB-121R2, Construction Notice to Proceed (NTP) issued during the quarter on August 15. For subproject C, MPH Systems Upgrades, the draft conceptual engineering report (CER) was issued for City review during the quarter, with a presentation to the technical steering committee scheduled for December 2022.



MPH GSU2 (Delta Star F8628) undergoing Final Testing at Factory






Issues and Challenges:

Mobilization for construction of the Generator M2 Rewind project is delayed due to procurement challenges that delayed key equipment deliveries.

10014087 - Warnerville Substation Rehabilitation

Project Description: Provide the remaining installation work for Warnerville Substation Rehabilitation project equipment that was deleted under Design Build Contract #DB-127R. A new construction contract will be issued to install the new equipment that has been procured and is on site, including replacement of four oil circuit breakers, relay protection, and other ancillary equipment.

Program: Power Infrastructure	Project Status: Construction	Environmental Status: Active (TBD)
--------------------------------------	-------------------------------------	---

Project Cost:		Project Schedule:	
Approved	 \$ 34.25 M	Approved Sep-15	 Nov-26
Forecast	 \$ 34.25 M	Forecast Sep-15	 Nov-26
Actual	 \$ 22.18 M	Project Percent Complete: 77.8%	

Key Milestones	Environmental Approval	Bid Advertisement	Construction NTP	Construction Final Completion
Current Forecast	A 03/31/2016 A	01/24/2017 A	10/05/2017 A	03/31/2024
	B 07/07/2023	09/06/2024	02/03/2025	02/04/2026

Progress and Status:

This project has 2 construction contracts: (A) Warnerville Substation Phase 1 – DB-127R; (B) Warnerville Substation Phase 2. The project team, in coordination with the City Attorney’s office, is working to close out the contract DB-127R, Warnerville Substation Rehabilitation. Contract HH-1008 is a part of the “breaker failure contingency plan” that provides for emergency temporary replacement of any breakers that fail until they can be permanently replaced. The contracting strategy for this work that would only be required in the event of breaker failure but not otherwise is still being determined. Warnerville Substation Rehabilitation Phase 2 will use a design-bid-build contract. The initial site visit by the project team was completed in July 2022.



Four 230 kV SF6 Circuit Breakers to be installed during Phase 2






Issues and Challenges:

None at this time.

10035721 - Transmission Lines 7/8 Upgrades

Project Description: This project develops the scope of work, design, and contract documents necessary to bid, award, and manage the reconductoring contract. Reconductoring will include replacement of the existing 115kV conductors on Lines 7/8 from Warnerville to Standiford substations, resulting in improved transmission tower stability, and resolved clearance detections. The project will be partially funded by independent power generators interconnecting on the California Independent System Operator (CAISO) and the Transmission Line Clearance Mitigation Project (10014089).

Program: Power Infrastructure	Project Status: Construction	Environmental Status: Completed (Permitting Only)
--------------------------------------	-------------------------------------	--

Project Cost:		Project Schedule:	
Approved	 \$ 37.97 M	Approved Dec-19	 Jan-25
Forecast	 \$ 37.97 M	Forecast Dec-19	 Jan-25
Actual	 \$ 3.76 M	Project Percent Complete: 17.5%	

Key Milestones	Environmental Approval	Bid Advertisement	Construction NTP	Construction Final Completion
Current Forecast	11/04/2021 A	02/11/2022 A	09/28/2022 A	07/26/2024

Progress and Status:

The Notice to Proceed for the construction contract was issued on September 28. The pre-construction conference was held, and the Contractor began work on prerequisite submittals.

Issues and Challenges:






None at this time.



Transmission Line 7/8 Tower 508S Looking North

10014088 - Moccasin Penstock Rehabilitation

Project Description: Moccasin Penstock was built in the early 1920's and conveys water from Moccasin Tunnel to Moccasin Powerhouse. A Condition Assessment Report, Phase I was submitted in 2011 by CH2MHill. The reports identified numerous deficiencies. The penstocks contain segments of hammer forged welded steel (HFWS) that has experienced failures in the past. The proposed scope of this project includes rehabilitation of anchors blocks, penstock coating, penstock saddle, air valves, large diameter butterfly valves, bifurcation sections and flow meters; and upgrade of electrical system, power transformers, standby generator in the West Portal Valve House, and bulkhead isolation valves in the surge tower. The proposed project budget detailed below does not include the replacement of all HFWS pipes. This project will continue with the planning phase and further investigate if the HFWS in its' current condition meets the 100-year life span criteria. The existing allocated funds will be sufficient through Planning and Design Phases. The additional funding request is for additional scope in construction.

Program: Joint Infrastructure		Project Status: Planning		Environmental Status: Active (TBD)	
Project Cost:			Project Schedule:		
Approved		\$ 47.25 M	Approved Feb-16		Feb-28
Forecast		\$ 47.25 M	Forecast Feb-16		Feb-28
Actual		\$ 5.92 M	Project Percent Complete: 13.0%		
Key Milestones	Environmental Approval	Bid Advertisement	Construction NTP	Construction Final Completion	
Current Forecast	10/07/2024	10/08/2024	04/16/2025	08/24/2027	

Progress and Status:

A site visit was held on August 9 to inspect the butterfly valves at the West Portal Valve House. Detailed discussions on the proposed Phased Array Ultrasonic Testing to investigate the condition of the pipe and welds were held at several meetings and site visits during the quarter. A notice to proceed was issued on September 27 to the Job Order Contract (JOC) contractor to support Phased Array Ultrasonic Testing to determine the condition of the hammer forged welded steel pipeline material of the Moccasin Penstock. A Technical Memorandum to evaluate the condition of the Moccasin penstock manway opening and to assess the need for any security measures for the facility was developed and reviewed.

Issues and Challenges:

None at this time.








Joint Site Visit to kick off Phased Array Ultrasonic Testing effort

10030758 - OSH Dam Access and Drainage

Project Description: The key objective of this project is to fall protection safety for Hetch Hetchy Water and Power (HHWP) operators inside the O'Shaughnessy Dam by installing fall protection systems that are in conformance with the updated Occupational Safety and Health Administration (OSHA) requirements, including ladders and landings with safety cage and/or fall restraint systems.

Program: Joint Infrastructure	Project Status: Construction	Environmental Status: Completed (Cat Ex)
--------------------------------------	-------------------------------------	---

Project Cost:		Project Schedule:	
Approved		\$ 3.95 M	Approved Mar-17  Feb-23
Forecast		\$ 3.95 M	Forecast Mar-17  Feb-23
Actual		\$ 3.13 M	Project Percent Complete: 88.5%

Key Milestones	Environmental Approval	Bid Advertisement	Construction NTP	Construction Final Completion
Current Forecast	07/16/2020 A	03/18/2021 A	09/27/2021 A	11/30/2022

Progress and Status:

The contractor has not submitted as-built drawings, which is holding up Final Completion of the contract. The project team is preparing closeout documents.

Issues and Challenges:

The anticipated date for Construction Final Completion has been delayed due to failure of the contractor to submit as-built drawings.



New Ladder to Spillway and Fall Protection System

10032903 - O'Shaughnessy Dam Outlet Works Phase I

Project Description: O'Shaughnessy Dam (OSH) was completed in 1923 and raised in 1938. The original outlet works including gates and valves have been in services for more than 98 years. Inspections, condition assessments, and studies concluded that improvements and refurbishments of the outlet works system are needed to ensure safety and reliability. The work will be implemented in two phases. This project is to cover the Phase 1 work. The O'Shaughnessy Dam Outlet Works Phase 1 Project addresses the identified deficiencies of the existing outlet works system at OSH. Phase 1 will include five projects: (1) supply and installation of nine new bulkheads; (2) improvements to the existing dam drainage system, repair cracks and joints, and lighting; (3) replacement of existing Instream Flow Release (IFR) valves; (4) NAR and AAR for twelve existing slide gates; and (4) NAR and AAR for the existing drum gates.

Program: Joint Infrastructure	Project Status: Planning	Environmental Status: Active (TBD)
--------------------------------------	---------------------------------	---

Project Cost:		Project Schedule:	
Approved	\$ 47.89 M	Approved Feb-18	Sep-25
Forecast	\$ 47.89 M	Forecast Feb-18	Sep-25
Actual	\$ 2.5 M	Project Percent Complete: 8.4%	

Key Milestones	Environmental Approval	Bid Advertisement	Construction NTP	Construction Final Completion
Current Forecast	A	12/30/2022	01/03/2023	09/01/2023
	B	03/31/2023	04/03/2023	11/06/2023
	C	05/31/2023	03/07/2023	08/31/2023

Progress and Status:

Subproject A (Bulkhead): During this quarter, work continued on preparation of a progressive-design-build specification and bid package for the design and construction of the bulkhead. Subproject B (Access & Drainage): A closed-circuit television (CCTV) inspection of the existing dam drain system was completed in September. Subproject C (Instream Flow Release Valve Replacement): The Conceptual Engineering Report (CER) was completed and approved by the Technical Steering Committee (TSC) on September 15, 2022. Work began on the detailed design.

Cultural and biological surveys are being performed as part of the environmental assessment. The Bureau of Land Management (BLM) approval for the Raker Act boundary correction was received in August. Subproject D (Slide Gate) and Subproject E (Drum Gate): The engineering consultant continued work on the needs assessment.



O'Shaughnessy Dam Spillway and Drum Gates






Issues and Challenges:

The project schedule is dependent on timely completion and efficient coordination of the following: the detailed design, the bid and award of the construction contracts, and the planned 2023-2024 Canyon Tunnel shutdown.

10037351 - Moccasin Dam & Reservoir Long-Term Improvements

Project Description: The flow capacity of the existing spillway is inadequate to protect the Moccasin Dam against overtopping and erosion from severe flood events. The dam almost overtopped during the March 2018 storm event when flows were released from the auxiliary spillway and caused significant damage to the auxiliary spillway. The surrounding areas and the upstream diversion dam also sustained damage from the flood. This project is needed for dam safety. The objective of this project is to increase the spillway flow capacity to allow safe passage of flood flows without overtopping the dam and to protect the associated facilities within the Moccasin reservoir boundary against flood damages.

Program: Joint Infrastructure	Project Status: Planning	Environmental Status: Not Initiated (TBD)
--------------------------------------	---------------------------------	--

Project Cost:		Project Schedule:	
Approved		\$ 73.18 M	Approved May-21  Jun-28
Forecast		\$ 73.18 M	Forecast May-21  Jun-28
Actual		\$ 0.58 M	Project Percent Complete: 1.0%

Key Milestones	Environmental Approval	Bid Advertisement	Construction NTP	Construction Final Completion
Current Forecast	06/30/2026	01/02/2026	09/03/2026	12/30/2027

Progress and Status:

The engineering consultant continued work on the conceptual engineering phase during the quarter. Hydraulic evaluation and conceptual design to optimize the configuration and capacity of the new auxiliary spillway are in progress.

Issues and Challenges:

None at this time.








Moccasin Dam and Spillway

10014115 - Cherry Dam Spillway - Short Term Improvements

Project Description: A spillway release from Cherry Dam in 2010 caused a landslide, blockage of the spill channel, and extensive erosion in the close proximity of the dam’s right abutment. In addition, it caused flooding of the Cherry Power Tunnel Adit, and flooding of a campground further downstream. Engineering studies determined that significant long-term improvements to increase the spillway flow capacity are needed to maintain dam safety. The objective of this project is to re-establish containment for the breached spill channel section and to protect the downstream slope of the existing embankment dam from uncontrolled releases and erosion in the interim until the long-term improvements are implemented.

Program: Joint Infrastructure	Project Status: Planning	Environmental Status: Active (TBD)
--------------------------------------	---------------------------------	---

Project Cost:		Project Schedule:	
Approved		\$ 11.86 M	Approved Mar-21  Jun-27
Forecast		\$ 11.86 M	Forecast Mar-21  Jun-27
Actual		\$ 0.77 M	Project Percent Complete: 12.2%

Key Milestones	Environmental Approval	Bid Advertisement	Construction NTP	Construction Final Completion
Current Forecast	06/18/2024	08/29/2024	04/30/2025	12/31/2026

Progress and Status:

The engineering consultant continued work on the alternatives analysis. Additional hydraulic analysis and an alternatives study to determine the scope and cost to include flood protection for the lower spillway section were both completed in September. Field geotechnical investigation will be performed next quarter to confirm the site geology and foundation condition.

Issues and Challenges:

None at this time.



Cherry Valley Dam Spillway

10014114 - Mountain Tunnel Improvement Project

Project Description: To be updated; Mountain Tunnel conveys the SFPUC water supply from Kirkwood Powerhouse to Priest Reservoir. Mountain Tunnel has been in service since 1925. Due to its age, deferred maintenance, and construction deficiencies in the early 1900s, sections of the tunnel lining have deteriorated, some extensively. This project provides design and construction of major tunnel repair and rehabilitation work, adit and tunnel entry improvements, access road improvements, and installation of a new flow control facility at Priest Reservoir to ensure that the tunnel can reliably provide drinking water to customers for the next 100 years. The flow control structure and isolation valves will also be used to isolate the tunnel from Priest Reservoir during tunnel shutdowns. This will allow the reservoir to remain full and not backwater for over 8 miles into the dewatered tunnel. The full reservoir provides more supply water for safely extending the tunnel shutdowns to longer durations of 100 days for construction inside the tunnel. These longer outages will reduce the need for more typical 60-day outages and shorten the overall duration of the construction schedule.

Program: Joint Infrastructure	Project Status: Construction	Environmental Status: Completed
--------------------------------------	-------------------------------------	--

Project Cost:		Project Schedule:	
Approved		Approved Oct-11	
Forecast	\$ 238.22 M	Forecast Oct-11	
Actual	\$ 91.58 M	Project Percent Complete: 40.9%	

Key Milestones	Environmental Approval	Bid Advertisement	Construction NTP	Construction Final Completion
Current Forecast	01/14/2020 A	11/13/2019 A	08/01/2023	12/03/2026

Progress and Status:

This quarter’s progress included completing the installation of the Flow Control Facility (FCF) bottom slab and utility trenches. The excavation and final lining of both Bypass Tunnels were completed along with partial installation of the large diameter steel water pipe and steel bifurcation pieces inside those tunnels. The excavation and initial lining were completed for the entire 1,000 feet of the new Priest Adit tunnel. The large Priest Adit bulkhead door arrived at the site and was transported down the adit and hung into position. Rebar is being placed for the upcoming concrete pour to secure the bulkhead frame into the tunnel rock. The four double-disc knife gate valves are being fabricated off site. Work is progressing at the FCF and the Priest Adit in preparation for the tie-in to the existing Mountain Tunnel during Shutdown No.2. Road improvement work along Rickson Road at Priest Reservoir is approximately 90% complete. Road improvement work continued at Adit 5/6 and South Fork Roads. Risk management including contingency planning is taking place in preparation for the upcoming Shutdown No. 2 beginning January 3, 2023.



Upstream Bypass Tunnel Bifurcation Unit (This transitions the 9-foot pipe to two 6-foot pipes)

Issues and Challenges:

None at this time.

10035086 - Bridge Replacement

Project Description: HHWP is responsible for maintaining 14 bridges located in the Cherry, Eleanor and Hetch Hetchy region. Condition assessment has identified the need for rehabilitation and/or replacement (age and to meet current seismic design criteria). Two of the fourteen bridges require substantial modification or replacement and have been combined into this project. This project includes rehabilitation and/or replacement of O'Shaughnessy Adit Access Bridge; and Lake Eleanor Dam Bridge. The Lake Eleanor Dam Bridge is a structural component of the Lake Eleanor Dam which is integral to the structural/seismic integrity of the arch dam and should be addressed immediately. The O'Shaughnessy Adit Access Bridge was built in 1960. It is approximately 84 feet long and is a four-span simply supported bridge with a timber deck and concrete piers. It is located right at the downstream of O'Shaughnessy Dam and provides on land two-way access to Canyon Tunnel.

Program: Joint Infrastructure	Project Status: Planning	Environmental Status: Not Initiated (Various)
--------------------------------------	---------------------------------	--

Project Cost:		Project Schedule:	
Approved		Approved Feb-20	
Forecast	\$ 29.37 M	Forecast Feb-20	Jul-27
Actual	\$ 2.07 M	Project Percent Complete: 6.9%	


Key Milestones	Environmental Approval	Bid Advertisement	Construction NTP	Construction Final Completion
Current Forecast	A	09/04/2024	07/17/2024	04/18/2025
	B	07/31/2024	08/01/2024	02/03/2025

Progress and Status:

This project is divided into 2 subprojects, (A) Lake Eleanor Dam Bridge; and (B) O'Shaughnessy Adit Access Bridge. For the Lake Eleanor Dam Bridge, the engineering consultant completed the structural analysis for the existing bridge and the improvement alternatives. Work continues on finalization of the alternatives analysis report. For the O'Shaughnessy Adit Access Bridge, the project team presented the selected alternatives to the Technical Steering Committee (TSC) and received its approval on July 7.

Issues and Challenges:

None at this time.






Aerial View of the Lake Eleanor Dam Bridge

10014108 - Canyon Tunnel Rehabilitation

Project Description: Canyon Tunnel was built over 55 years ago. A condition assessment was performed on the tunnel in 2009 and the tunnel is in generally good condition with the exception of the Hetchy Adit, a tunnel access point. Temporary repairs have been made to the "plug" at this adit twice (1989, 2009), but permanent repairs are needed to reduce leakage and increase reliability of the system. Project scope includes installation of a new reinforced concrete plug downstream of the existing plug. This project is being delayed because of boundary correction issues.

Program: Joint Infrastructure	Project Status: Planning	Environmental Status: Active (TBD)
--------------------------------------	---------------------------------	---

Project Cost:		Project Schedule:	
Approved		Approved Feb-14	
Forecast	\$ 8.43 M	Forecast Feb-14	
Actual	\$ 0.83 M	Project Percent Complete: 10.4%	

Key Milestones	Environmental Approval	Bid Advertisement	Construction NTP	Construction Final Completion
Current Forecast	07/31/2024	08/01/2024	02/01/2025	02/27/2026

Progress and Status:

A draft conceptual engineering report (CER) was developed on August 2; a workshop to present the draft CER was held on August 8. A Technical Steering Committee meeting was held to consider the project on September 1, and approval was received to move forward to the design phase. Bureau of Land Management's decision letter for the right of way boundary correction was issued during the quarter on September 19.

Issues and Challenges:

None at this time.








Site visit to evaluate the existing plug at Hetch Hetchy Adit within the Canyon Tunnel

10014110 - Moccasin Wastewater Treatment Plant

Project Description: The Moccasin Wastewater Treatment Plant (WWTP) provides primary treatment of wastewater from Moccasin Compound prior to discharging the treated water to a nearby spray field. The WWTP was constructed in the 1970s and has been in continuous operation since its installation. The WWTP has reached the end of its reliable service life, and is becoming increasingly maintenance intensive. The scope of work is to replace the existing plant with a package two-train sequencing batch reactor (SBR) plant with grit removal and screening facilities, upgraded electrical and flow monitoring systems, flow equalization, SCADA instrumentation and automation features, and related site improvements.

Program: Joint Infrastructure	Project Status: Design	Environmental Status: Active (TBD)
--------------------------------------	-------------------------------	---

Project Cost:		Project Schedule:	
Approved		\$ 8.79 M	Approved Jan-22 
Forecast		\$ 8.79 M	Forecast Jan-22 
Actual		\$ 0.67 M	Project Percent Complete: 12.8%

Key Milestones	Environmental Approval	Bid Advertisement	Construction NTP	Construction Final Completion
Current Forecast	11/14/2023	05/10/2023	11/28/2023	09/09/2025

Progress and Status:

A draft design criteria report was developed on August 2, and a workshop to present these design criteria to Hetch Hetchy Water and Power was held on August 5.

Issues and Challenges:

None at this time.



Site visit with HHWP, Consultant, and EMB

8. On-Going Construction*

The following table reflects active construction contract(s) with an original contract amount greater than \$1M.

Construction Contract	Schedule			Budget		Variance (Original - Forecast)		Actual % Complete
	NTP Date	Approved Construction Final Completion	Current Forecast Construction Final Completion*	Approved Contract Cost	Current Forecast Cost*	Schedule (Cal. Days)	Current Forecast Cost	
Water Infrastructure								
10035575 - SJPL Valve & Safe Entry Improvement - Phase 1A - HH-1005	05/16/22	09/13/24	09/13/24	\$ 11,879,454	\$ 11,879,454	-	-	11.3%
Power Infrastructure								
10014086 - Moccasin Powerhouse Transformers Installation - HH-1003R	06/07/21	05/23/23	05/23/23	\$ 3,653,575	\$ 3,653,575	-	-	68.0%
10014086 - Moccasin Powerhouse Generator Rehab - DB-121R2	08/15/22	06/17/24	06/17/24	\$ 28,898,986	\$ 28,898,986	-	-	18.0%
10014087 - Warnerville Switchyard - DB-127R **	10/05/17	03/31/24	03/31/24	\$ 14,591,450	\$ 14,591,450	-	-	90.0%
10035721 - Transmission Lines 7/8 Upgrade - HH-1007	09/28/22	07/26/24	07/26/24	\$ 26,368,155	\$ 26,368,155	-	-	0.9%
Joint Infrastructure								
10030758 - O'Shaughnessy Dam Fall Protection Improvements - HH-1002R	09/27/21	08/21/22	11/30/22	\$ 1,648,556	\$ 1,648,556	(68)	-	90.4%
10014114 - Mountain Tunnel Improvement - HH-1000R	01/29/21	12/03/26	12/03/26	\$155,040,367	\$ 157,737,723	-	(\$2,697,356)	34.3%

Program Total for On-Going Construction	Approved Contract Cost	Current Forecast Cost*	Variance	
			Cost	Percent
	\$ 242,080,543	\$ 244,777,899	(\$2,697,356)	(1.1%)

Note:

* The Current Forecast Cost and Current Forecast Construction Final Completion include all approved, pending, and potential change orders.

** The contract is funded with both CIP and non-CIP funds, but only the CIP funded amount is reflected.

9. PROJECTS IN CLOSEOUT

Project Title	Current Approved Construction Phase Completion	Actual Construction Phase Completion	Current Approved Construction Phase Budget	Construction Phase Expenditures To Date
Power Infrastructure				
Powerhouse				
10014075 - Holm and Other Powerhouse Projects	05/14/2021	05/14/2021	\$12,959,275	\$12,869,573
TOTAL			\$12,959,275	\$12,869,573

10. COMPLETED PROJECTS

There are no completed projects

This page is intentionally left blank

APPENDICES

A PROJECT DESCRIPTIONS

B APPROVED PROJECT LEVEL SCHEDULES / BUDGETS

C LIST OF ACRONYMS



This page is intentionally left blank



APPENDIX A. PROJECT DESCRIPTION

WATER INFRASTRUCTURE

Water Conveyance (Water)

10035574 SJPL Tesla Valves Replacement

This original project was to replace four large diameter butterfly valves, TUV 101 to 401, at Tesla Valve Vault so that the San Joaquin Pipelines (SJPL) could be safely isolated individually without the entire system shutdown. This would also improve safety to enter the pipelines for maintenance and inspection purposes. After the planning phase of the SJPL Valve and Safe Entry Improvement project (Project 10035575), it was recommended that the scope of the SJPL Tesla Valve Replacement be reduced to focus on completing the replacement of TUV101 only. The remainder of the work will be combined with the work of SJPL Valve and Safe Entry Improvement. The proposed baseline has been reduced by \$3.64m, from \$7.38m to \$3.74m, to reflect this reduction in scope.

10035575 SJPL Valve and Safe Entry Improvement

The SJPL Entry Assessment and Valve Improvement Project involves the three parallel transmission pipelines that stretch approximately 48-miles across the San Joaquin Valley from Oakdale Portal on the east to Tesla Portal near the City of Tracy on the west, with a partial fourth pipeline consisting of a 6.4-mile Eastern Segment and an 11-mile Western Segment. The four pipelines were built between 1932 and 2012, respectively, and range from 56- to 79.5-inches in diameter. As part of the WSIP, valve vaults were constructed along the SJPL System at various locations to increase operational flexibility and the overall reliability of the SJPL System. The valves are not sufficiently rated for hydrostatic or transient/surge pressures resulting in an unsafe condition for personnel to enter the pipelines unless there is a complete shutdown of the Hetch Hetchy Regional Water System (HHRWS). Given the age and condition of the SJPLs, work must be able to occur while the HHRWS is in service. The objective of this project is to allow safe entry into any and all sections of the SJPLs for inspection and maintenance while the remainder of the system stays in operation. This project will allow for isolation of the pipelines to prevent a water engulfment hazard during a Permit-Required Confined Space (PRCS) entry of a pipeline. In addition, replacement of the butterfly valves TUV 201 through 401, originally planned under SJPL Tesla Valves Replacement will be completed under this project.

Water Infrastructure Project Development

10014072 WATER ONLY/PROJ DEV

The Project Development (PD) Account captures Program level expenditures. There are four types of charges that will be allocated to the PD Account: 1) Task orders for overall program management and project prioritization tasks, where the costs should be distributed over all CIP Projects. 2) Infrastructure and Hetchy staff performing program level tasks including: capital plan development, budget management (including fund management, and cost reallocations); Unifier and Quarterly Report generation tasks, where the costs should be distributed over all CIP Projects. 3) Portal support for the existing SharePoint Portal (includes document management and project dashboard reporting) 4) Work Outreach program.

APPENDIX A. PROJECT DESCRIPTION CONT'D**POWER INFRASTRUCTURE****Powerhouse****10036809 Moccasin Powerhouse Bypass Upgrades**

Provide a reliable hydraulic bypass and energy dissipation system conveying water around the turbines to the Moccasin Reservoir Bypass Pipeline. Upgrade/replace high pressure energy dissipating valves, control systems, and associated structures to absorb 1,147 feet of pressure head and 430 cubic feet per second flow without damage.

10014086 Moccasin Powerhouse and GSU Rehabilitation

Moccasin Powerhouse Generators were completed in 1969 and generate a combined maximum output of 110 Megawatts. Both generator units have exceeded their life expectancy and need repair in order to continue operating reliably. Since their original installation, the generators have not had any major maintenance work done (no rewinds or overhauls). The objective of this project is to replace stator cores and coils. The scope of work also includes entire field pole replacement, replacement of the rotor pole/rim tail connection system with a new T-tail connection system, and supply of a new rotor rim for each generator following inspection and testing. The project will also involve replacement of two generator step-up transformers (GSU's), and power plant systems upgrades including: replacing 480V switchgear, 13.8kV switchgear, motor control centers, main control boards, protective relays, cooling water piping, and improving oil containment systems. The work is divided into three phases: Phase 1 - Generator Rehabilitation Phase 2 - GSU Replacement Phase 3 - Power Plant Systems Upgrades.

10014075 Holm and Other Powerhouse Projects

PLEASE NOTE: This project has been replaced by 10036104 and will not be requesting any additional funding in the Capital Plan. The powerhouses are made up of the following systems: 1) Turbine and governors; 2) Generator and excitation; 3) Electrical - Power train, station service and protection systems; 4) Step-up transformers; and 5) Mechanical systems. Rehabilitation costs for categories 1, 2, and 4 above are estimated at about 85% of total powerhouse rehabilitation costs (excluding building costs) and will be performed by Infrastructure. This project will fund: 1) Project under categories 3 and 5; 2) Unplanned failures for all categories; and 3) Managing replacement of assets with shorter life expectancies. Examples of electrical and mechanical systems covered in this project include inverters, breakers in 480V switchgear, 480V Motor Control Centers, electrical protective relays, cooling water piping/tubing, turbine shut-off valve control water piping/tubing, station air compressor, SCADA/control system, and vibration monitoring.

10036810 Kirkwood Powerhouse Bypass Upgrades

Provide a reliable hydraulic bypass and energy dissipation system conveying water around the turbines to the Kirkwood Powerhouse Bypass Chamber and Mountain Tunnel. Upgrade/replace high pressure energy dissipating valves, control systems, and associated structures to absorb 1,245 feet of pressure head and 430 cubic feet per second flow without damage.

Switchyard & Substations (Power)**10014087 Warnerville Substation Rehabilitation**

The additional funding request is to cover the remaining work for Warnerville Substation Rehabilitation project. Under Design Build Contract #DB-127R, installation of some 230kV equipment was deleted from

the contract but procured including circuit breakers, switches, insulators, and current voltage transformers. This remaining work includes the replacement of, four oil circuit breakers, bushings, surge arrestors, disconnect switches, current voltage transformer, insulators, relay protection, and other ancillary equipment. The Planning of the remaining work is expected to start in August 2020. Project Estimate is approximately \$6.2 Million.

Transmission Lines

10035721 Transmission Lines 7/8 Upgrades

BACKGROUND: The San Francisco Public Utilities Commission (SFPUC) electric transmission lines 7/8 conveys power from Warnerville Substation to Modesto Irrigation District's Standiford Substation. The SFPUC must accommodate additional power flowing across its transmission system due to grid interconnection requests from independent power generators interconnecting on the California Independent System Operator (CAISO). This is a requirement for SFPUC and HHWP obligations as a neighboring provider of electric transmission service. Studies performed by the SFPUC indicate the principal impact to its system is an overload of 115kV Lines 7&8 between HHWP Warnerville Substation and MID Standiford Substation under contingency conditions if interconnections are made without modification to the system's capacity. Without modifications, the SFPUC and HHWP transmission system could face reliability issues. Reconductoring also resolves multiple locations where the clearance between the existing conductors and the ground or structures does not meet current safe clearance regulations. **DESCRIPTION:** This project develops the scope of work, design, and contract documents necessary to bid, award, and manage the reconductoring contract. Reconductoring will include replacement of the existing 115kV conductors on Lines 7/8 from Warnerville to Standiford substations, resulting in improved transmission tower stability, and resolved clearance detections. The project will be partially funded by independent power generators interconnecting on the California Independent System Operator (CAISO) and the Transmission Line Clearance Mitigation Project (10014089).

Power Infrastructure Project Development

10014092 POWER ONLY/PROJ DEVELP

The Project Development (PD) Account captures Program level expenditures. There are four types of charges that will be allocated to the PD Account: 1) Task orders for overall program management and project prioritization tasks, where the costs should be distributed over all CIP Projects. 2) Infrastructure and Hetchy staff performing program level tasks including: capital plan development, budget management (including fund management, and cost reallocations); and Quarterly Report generation tasks, where the costs should be distributed over all CIP Projects. 3) Portal support for the existing SharePoint Portal (includes document management and project dashboard reporting) 4) Work Outreach program.

APPENDIX A. PROJECT DESCRIPTION CONT'D**JOINT INFRASTRUCTURE****Water Conveyance (Joint)****10014088 Moccasin Penstock Rehabilitation**

Moccasin Penstock was built in the early 1920's and conveys water from Moccasin Tunnel to Moccasin Powerhouse. A Condition Assessment Report, Phase I was submitted in 2011 by CH2MHill. The reports identified numerous deficiencies. The penstocks contain segments of hammer forged welded steel (HFWS) that has experienced failures in the past. This type of HFWS pipe has a history of brittle fracture failure at both Pacific Gas & Electric and Southern California Edison Penstocks. In addition, issues have been identified regarding the anchor/saddle system with respect to Alkali Reactive Silica which degrades the concrete. An Alternative Analysis Report and a Design Criteria report were submitted by MWH/Stantec in 2016. Due to lack of funds in the previous budget cycle, the project scope was reduced to limit the repair to one penstock. The design of the rehabilitation work for one penstock was completed and went out for bid. Because of the 2018 March Storm event and concerns about the isolation point at West Portal, the construction contract was terminated before the contractor started work. In view of long term asset reliability, HHWP decides to revisit the scope to include the rehabilitation work of both penstocks and other upgrade. The proposed new scope of this project includes rehabilitation of anchors blocks, penstock coating, penstock saddle, air valves, large diameter butterfly valves, bifurcation sections and flow meters; and upgrade of electrical system, power transformers, standby generator in the West Portal Valve House, and bulkhead isolation valves in the surge tower. The proposed project budget detailed below does not include the replacement of all HFWS pipes. This project will continue with the planning phase in FY2018-19 and further investigate if the HFWS in its' current condition meets the 100-year life span criteria. The existing allocated funds will be sufficient through Planning and Design Phases. The additional funding request is for additional scope in construction.

Dams & Reservoirs (Joint)**10030758 OSH Dam Access and Drainage**

The key objective of this project is to fall protection safety for Hetch Hetchy Water and Power (HHWP) operators inside the O'Shaughnessy Dam by installing fall protection systems that are in conformance with the updated Occupational Safety and Health Administration (OSHA) requirements, including ladders and landings with safety cage and/or fall restraint systems.

10032903 O'Shaughnessy Dam Outlet Works Phase I

O'Shaughnessy Dam (OSH) was completed in 1923 and raised in 1938. The original outlet works including gates and valves have been in services for more than 98 years. Inspections, condition assessments, and studies concluded that improvements and refurbishments of the outlet works system are needed to ensure safety and reliability. The work will be implemented in two phases. This project is to cover the Phase 1 work. The O'Shaughnessy Dam Outlet Works Phase 1 Project addresses the identified deficiencies of the existing outlet works system at OSH. Phase 1 will include five projects: (1) supply and installation of nine new bulkheads; (2) improvements to the existing dam drainage system, repair cracks and joints, and lighting; (3) replacement of existing Instream Flow Release (IFR) valves; (4) NAR and AAR for twelve existing slide gates; and (5) NAR and AAR for the existing drum gates. The existing control gates and valves are essential features for dam safety and reservoir operation. The project is needed to maintain safe and reliable operation of these aging assets. Failure or malfunction of these gates and valves will affect dam safety and result in reduction of storage and reduction of water deliveries to SFPUC customers.

10037351 Moccasin Dam & Reservoir Long-Term Improvements

The flow capacity of the existing spillway is inadequate to protect the Moccasin Dam against overtopping and erosion from severe flood events. The dam almost overtopped during the March 2018 storm event when flows were released from the auxiliary spillway and caused significant damage to the auxiliary spillway. The surrounding areas and the upstream diversion dam also sustained damage from the flood. This project is needed for dam safety. The objective of this project is to increase the spillway flow capacity to allow safe passage of flood flows without overtopping the dam and to protect the associated facilities within the Moccasin reservoir boundary against flood damages.

10014115 Cherry Dam Spillway - Short Term Improvements

A spillway release from Cherry Dam in 2010 caused a landslide, blockage of the spill channel, and extensive erosion in the close proximity of the dam's right abutment. In addition, it caused flooding of the Cherry Power Tunnel Adit, and flooding of a campground further downstream. Engineering studies determined that significant long-term improvements to increase the spillway flow capacity are needed to maintain dam safety. The objective of this project is to re-establish containment for the breached spill channel section and to protect the downstream slope of the existing embankment dam from uncontrolled releases and erosion in the interim until the long-term improvements are implemented.

Mountain Tunnel**10014114 Mountain Tunnel Improvement Project**

Constructed between 1917-25, Mountain Tunnel (MT) is a critical, non-redundant link in the Hetch Hetchy water system, conveying SFPUC water supply from Kirkwood Powerhouse to Priest Reservoir. Due to the tunnel's 90 years of operation, deferred maintenance, as well as the construction deficiencies in the early 1900s, sections of the tunnel have deteriorated, some more extensively than others. MT improvements to enhance SFPUC's ability to provide reliable, high-quality water to its customers, will be carried out through three projects: 1. MT Adits & Access Improvement 2. MT Inspection and Repair 3. MT Tunnel Improvements. Mountain Tunnel Adits & Access Improvement Project will enlarge Adits 5/6 and 8/9 to accommodate quick entry of construction crews and equipment into the tunnel; and will improve access roads to the said adits. Mountain Tunnel Inspection & Repairs Project provides for a tunnel inspection in 2017 to update the Condition Assessment conducted in 2008, as well as short-term repairs in 2017 and 2018 to reduce the risk of failures in the concrete lining prior to the long-term project being implemented. Mountain Tunnel Improvements (Rehabilitation) Project was selected for the design and construction of the preferred engineering alternative that will keep this vital component of the Hetch Hetchy Water and Power System in reliable service for years to come. Budget and schedule is based on the Mountain Tunnel Improvement which has an anticipated construction phase between from 2021 to 2027 (MRN 238-241, 244, 245) **This is the Water portion of the Mountain Tunnel project.

Roads & Bridges (Joint)**10035086 Bridge Replacement**

HHWP is responsible for maintaining 14 bridges located in the Cherry, Eleanor and Hetch Hetchy region. Condition assessment has identified the need for rehabilitation and/or replacement (age and to meet current seismic design criteria). Two of the fourteen bridges require substantial modification or replacement and have been combined into this project. This project includes rehabilitation and/or replacement of O'Shaughnessy Adit Access Bridge; and Lake Eleanor Dam Bridge. The Lake Eleanor Dam Bridge is a structural component of the Lake Eleanor Dam which is integral to the structural/seismic integrity of the arch dam and should be addressed immediately. The O'Shaughnessy Adit Access Bridge

was built in 1960. It is approximately 84 feet long and is a four-span simply supported bridge with a timber deck and concrete piers. It is located right at the downstream of O'Shaughnessy Dam and provides on land two-way access to Canyon Tunnel.

Tunnels (Joint)

10014108 Canyon Tunnel Rehabilitation

Canyon Tunnel was built over 55 years ago. A condition assessment was performed on the tunnel in 2009 and the tunnel is in generally good condition with the exception of the Hetchy Adit, a tunnel access point. Temporary repairs have been made to the "plug" at this adit twice (1989, 2009), but permanent repairs are needed to reduce leakage and increase reliability of the system. Project scope includes installation of a new reinforced concrete plug downstream of the existing plug. This project is being delayed because of boundary correction issues.

Utilities (Joint)

10014110 Moccasin Wastewater Treatment Plant

The Moccasin Wastewater Treatment Plant (WWTP) provides primary treatment of wastewater from Moccasin Compound prior to discharging the treated water to a nearby spray field. The WWTP was constructed in the 1970s and has been in continuous operation since its installation. The WWTP has reached the end of its reliable service life, and is becoming increasingly maintenance intensive. The scope of work is to replace the existing plant with a package two-train sequencing batch reactor (SBR) plant with grit removal and screening facilities, upgraded electrical and flow monitoring systems, flow equalization, SCADA instrumentation and automation features, and related site improvements.

Joint Infrastructure Project Development

10014116 JOINT - PROJECT DEVELOPMENT

The Project Development (PD) Account captures Program level expenditures. There are four types of charges that will be allocated to the PD Account: 1) Task orders for overall program management and project prioritization tasks, where the costs should be distributed over all CIP Projects. 2) Infrastructure and Hetchy staff performing program level tasks including: capital plan development, budget management (including fund management, and cost reallocations); Unifier and Quarterly Report generation tasks, where the costs should be distributed over all CIP Projects. 3) Portal support for the existing SharePoint Portal (includes document management and project dashboard reporting) 4) Work Outreach program.


APPENDIX C. LIST OF ACRONYMS

AAR	Alternative Analysis Report
BLM	Bureau of Land Management
CAISO	California Independent System Operator
CATEX	Categorical Exemption
CCTV	Closed-Circuit Television
CEQA	California Environmental Quality Act
CER	Conceptual Engineering Report
CIP	Capital Improvement Program
CRT	Coast Range Tunnel
DB	Design, Build
DCR	Design Criteria Report
DSOD	Division of Safety of Dams
EMB	Engineering Management Bureau
FCF	Flow Control Facility
FY	Fiscal Year
GSU	Generator Step-Up
GWH	Gigawatt Hours
HCIP	Hetch Hetchy Capital Improvement Program
HH	Hetch Hetchy
HHWP	Hetch Hetchy Water and Power
HPH	Holm Powerhouse
IFR	Instream Flow Release
JOC	Job Order Contract
KPH	Kirkwood Powerhouse
MGD	Million Gallons per Day
MID	Modesto Irrigation District
MPH	Moccasin Powerhouse
NAR	Needs Assessment Report
NERC	North American Electric Reliability Corporation
NTP	Notice to Proceed
OSH	O'Shaughnessy Dam
PD	Project Development
PG&E	Pacific Gas and Electric Company
PLC	Programmable Logic Controllers
PSI	Per Square Inch
R&R	Renewal and Replacement
SBR	Sequence Batch Reactor
SCADA	Supervisory Control and Data Acquisition
SFPUC	San Francisco Public Utilities Commission
SJPL	San Joaquin Pipeline
TSC	Technical Steering Committee
TTF	Tesla Treatment Facility
TUV	Tesla Ultra Violet
TVH	Tesla Valve House
WSIP	Water System Improvement Program
WWTP	Wastewater Treatment Plant



DATE: March 20, 2023

TO: Commissioner Newsha Ajami, President
 Commissioner Sophie Maxwell, Vice President
 Commissioner Tim Paulson
 Commissioner Anthony Rivera
 Commissioner Kate Stacy

FROM: Dennis J. Herrera, General Manager 

RE: Hetch Hetchy Capital Improvement Program Quarterly Report
 Quarterly Report (2nd Quarter / FY 2022-2023)

Enclosed please find the Hetch Hetchy Capital Improvement Program (HCIP) Quarterly Report for the 2nd Quarter (Q2) of Fiscal Year (FY) 2022-2023. The primary intent of the report is to provide the Commission, stakeholders, and the public with a status summary of the HCIP based on data for the period of October 1, 2022 to December 31, 2022.

Attachment


- London N. Breed**
Mayor
- Newsha K. Ajami**
President
- Sophie Maxwell**
Vice President
- Tim Paulson**
Commissioner
- Anthony Rivera**
Commissioner
- Kate H. Stacy**
Commissioner
- Dennis J. Herrera**
General Manager



This page is intentionally left blank.



San Francisco
Water Power Sewer
Services of the San Francisco Public Utilities Commission



QUARTERLY REPORT

Hetch Hetchy Capital Improvement Program
October 2022 – December 2022

Published: March 20, 2023

This page is intentionally left blank.

EXECUTIVE SUMMARY

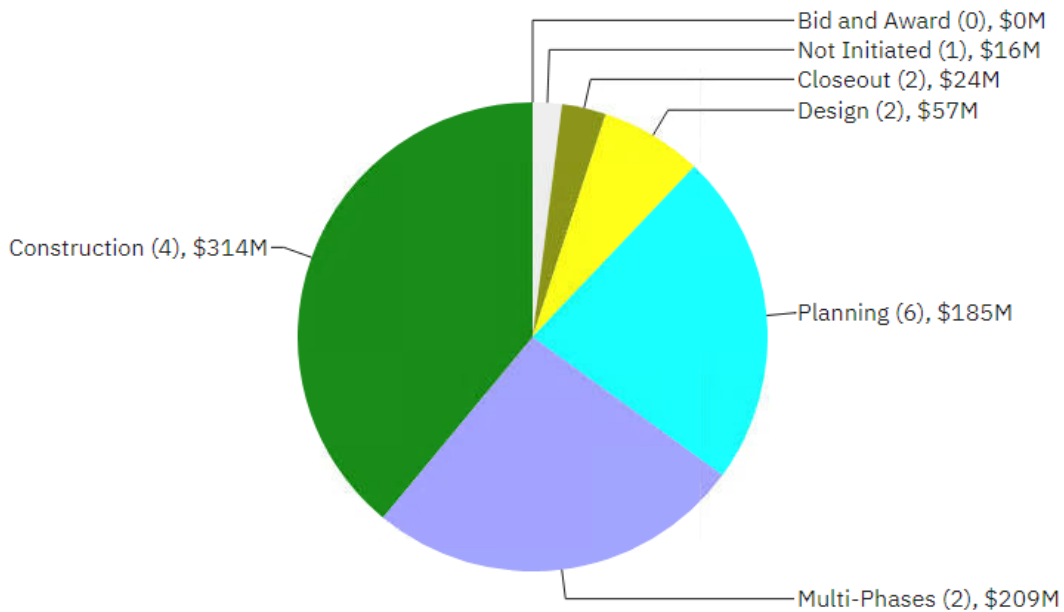
This quarterly report provides a summary update on the Hetch Hetchy Capital Improvement Program (HCIP) that is part of the larger Hetch Hetchy Water Capital Improvement Program. The primary intent of the report is to provide the Commission, stakeholders, and the public with a status summary of the HCIP based on data for the period of October 1, 2022 to December 31, 2022.

This quarterly report includes all approved HCIP projects in the Hetch Hetchy Water Capital Improvement Program according to the 10-Year Capital Plan for FY2022-23 to FY2031-32, presented to and adopted by the Commission on February 8, 2022 (2022 HCIP).

There are seventeen (17) projects in the 2022 HCIP together with three (3) project development (PD) accounts for program-level expenditures for each of the Water, Power, and Joint Programs. There were no projects added or removed from the 2021 HCIP.

Program Current Status:

As of the end of the reporting period, the status of the 17 HCIP projects (excluding the Project Development (PD) accounts) is as follows: one (1) project not initiated, eight (8) projects in planning, design, or bid & award, four (4) projects in construction, two (2) projects that are multiple phases, and two (2) projects in closeout.



Approved Budget for Projects in Each Phase

The following Tables provide a high-level summary of the cost and schedule status for this program (including the 3 PD accounts).

Table A shows that the 2022 HCIP has a Current Approved Budget and Current Forecast Cost of \$862.31M and \$895.94M, respectively.

Table A. Program Cost Summary

Program	Expenditures To Date (\$ Million) (A)	Current Approved Budget (\$ Million) (B)	Q2/FY22-23 Forecast Costs (\$ Million) (C)	Cost Variance (\$ Million) (D = B - C)	Cost Variance Over Reporting Period * (\$ Million) (E)
Program Total	\$211.21	\$862.31	\$895.94	(\$33.63)	(\$33.63)

* Negative number reflects cost increases since last quarter, and positive number reflects cost reduction since last quarter.

Table B shows that the 2022 HCIP has an Approved and Forecast Completion Date of 10/30/35.

Table B. Current Approved vs. Current Forecast Schedule Dates

Program	Current Approved Project Start	Actual* Start	Current Approved Completion	Current Forecast Completion	Schedule Variance (Months)
Overall HCIP Program	10/03/11	10/03/11A	10/30/35	10/30/35	-

* "A" represents the actual date.

Program Key Updates:

The key updates for the HCIP include:

- For the SJPL Tesla Valve Replacement project, the as-built drawings were finalized, and the task order was closed out. The project has moved into closeout phase.
- For the SJPL Valve and Safe Entry Improvements project, on Phase 1A, the 60-inch and 24-inch diameter valves were delivered to the contractor’s shop and are ready to be installed during the Q3 planned system shutdown. For Phase 1B, construction Notice to Proceed was granted on November 7 and the contractor started submittals for long-lead items. For Phase 2, 65% design was achieved in November. For Phase 3, the team obtained consensus to move forward with the surge tower design alternative without a detention basin.
- For the Moccasin Powerhouse Bypass Upgrades project, conceptual engineering report (CER) work continued and is anticipated to be complete next quarter. The preferred alternative is to

move the bypass system to a location north of the Moccasin penstocks. Design phase to begin in February 2023.

- For Moccasin Powerhouse (MPH) and Generator Step-Up (GSU) Rehabilitation project, subproject A, HH-1003R, the second new Delta Star GSU2 (F8628) transformer underwent final preparations for planned interconnection in February 2023. Substantial Completion is anticipated in March 2023. For subproject B, DB-121R2, major generator components are to be delivered by March 2023. For subproject C, MPH Systems Upgrade, the final conceptual engineering report (CER) is scheduled for March 2023, and the design phase is scheduled to begin April 2023.
- For Transmission Lines 7/8 Upgrades project, the contractor prepared submittals and placed orders for long lead items, including conductor, insulators, and tower steel. Potholing to locate the existing San Joaquin Pipelines (SJPL) 1, 2, and 3 and tower ground testing began.
- For O’Shaughnessy Dam Outlet Works Phase 1, subproject A (Bulkhead), the California Environmental Quality Act (CEQA) categorical exemption for the proposed work was approved by the CCSF Planning Department in December. The progressive-design-build specification and bid package (DB-135) for the design and construction of the bulkhead was completed. For Subproject B (Access & Drainage), scope is being finalized. For Subproject C (Instream Flow Release Valve Replacement), CEQA categorical exemption for the work was approved by the CCSF Planning Department in December. The 95% design was completed. For Subprojects D (Slide Gate) and E (Drum Gate), work continued on the needs assessment.
- For the Mountain Tunnel Improvement project, installation of the large diameter water conveyance piping within the upstream and downstream bypass tunnels at the Priest Flow Control Facility (FCF) was completed. The final lining of concrete was installed in the bottom twenty feet of the FCF shaft. The double disc knife gate valves for the downstream bypass pipes completed fabrication. The large bulkhead door at the Priest Adit was installed and successfully pressure tested. Excavation and initial lining of the Priest Adit was progressed to about 20 feet away from the existing Mountain Tunnel in preparation for the tie-in during Outage No.2. The temporary water filtration plant at Moccasin and the water treatment plant for construction water at Priest were set up and tested. Road improvement work along Rickson Road at Priest Reservoir is approximately 95% complete. Discussions between the contractor and the City began regarding the possibility of an alternative method from that in the original design to construct the South Fork Siphon Extension.
- For the Bridge Replacement subproject Lake Eleanor Dam Bridge, work on the alternatives analysis report (AAR) continued. For subproject O’Shaughnessy Adit Access Bridge, the project team finalized the AAR after review and approval by the Technical Steering Committee. The team worked on a conceptual design of the selected alternative and the related environmental aspects including wetland delineation, owl survey, ambient noise measurement, archeological survey, historic resources evaluation, and golden eagle nest survey.
- For the Canyon Tunnel Rehabilitation project, the updated conceptual engineering report (CER) was under development to incorporate the project team’s comments. The project team held a 65% design workshop and worked on update of the design drawings, memo, and technical specifications.

This page is intentionally left blank

Quarterly Report

Hetch Hetchy Capital Improvement Program

TABLE OF CONTENTS

HETCH HETCHY WATER AND POWER (HHWP) – WATER DIVISION CAPITAL IMPROVEMENT PROGRAMS

INTRODUCTION

HETCH HETCHY CAPITAL IMPROVEMENT PROGRAM (HCIP)

1. Program Description
2. Program Status
3. Program Cost Summary
4. Program Schedule Summary
5. Budget and Schedule Trend Summary
6. Project Performance Summary
7. Project Status Report
8. On-Going Construction
9. Projects in Closeout
10. Completed Projects

APPENDICES

- A. Project Descriptions
- B. Approved Project Level Schedules/Budgets
- C. List of Acronyms

This page is intentionally left blank.

**HETCH HETCHY WATER AND POWER (HHWP)–
WATER DIVISION CAPITAL IMPROVEMENT PROGRAMS**

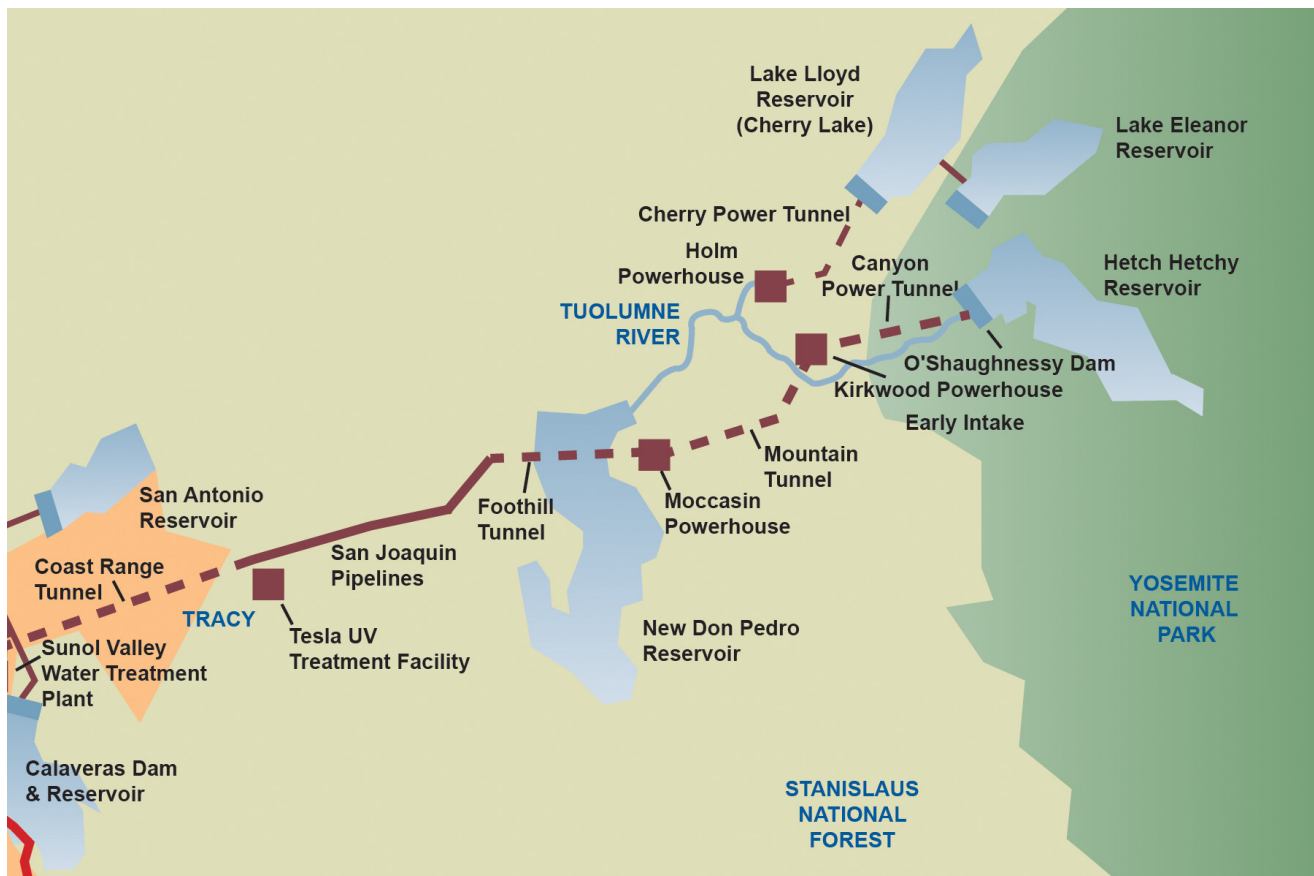
This page is intentionally left blank

INTRODUCTION

The Hetch Hetchy Water and Power (HHWP) Water Division is the division responsible for operating, managing, and maintaining the HHWP system and facilities. This includes water facilities that are part of the Regional Water System from Hetch Hetchy Reservoir, located in Yosemite National Park, to Alameda East Portal, located in Sunol Valley and power facilities located from Early Intake to Newark. The HHWP Water Division operates, manages, and maintains three impoundment reservoirs, three regulating reservoirs, four powerhouses, one switchyard, three substations, 170 miles of pipeline and tunnels, almost 50 miles of paved road, over 160 miles of transmission lines, watershed land, and right-of-way property. HHWP Water Division provides 85 percent of the San Francisco Public Utilities Commission (SFPUC) water supply for 2.7 million residential, commercial, and industrial customers in Alameda, Santa Clara, San Mateo, and San Francisco counties. On average, HHWP Water Division generates about 1,650 gigawatt hours (GWH) of clean hydro-generated power annually. A majority of HHWP staff is based in Moccasin, CA, which is 140 miles east of San Francisco.

The HHWP Water Division's capital improvement programs are divided into two programs: Hetch Hetchy Capital Improvement Program (HCIP) and Renewal and Replacement (R&R). This report provides a quarterly status update on the HCIP, a group of capital improvement projects that are greater than \$5M in value and have been approved by the Commission as part of the SFPUC's 10-Year Capital Improvement Program. The status of the Hetch Hetchy R&R projects is reported annually in the Annual Report on Water Enterprise-Managed Capital Improvement Projects.

The map below shows the location of the assets and facilities associated with HHWP.



This page is intentionally left blank

HETCH HETCHY CAPITAL IMPROVEMENT PROGRAM (HCIP)

This page is intentionally left blank

1. PROGRAM DESCRIPTION

The Hetch Hetchy Capital Improvement Program (HCIP) is a multi-year group of capital projects to upgrade existing, aging infrastructure so that it will meet the challenges of today and the future. These projects will deliver improvements that enhance the SFPUC's ability to provide reliable, affordable, high quality water to its 2.7 million customers in an environmentally sustainable manner. The goals are to 1) provide capital improvements needed to cost-effectively ensure that water quality, seismic reliability, delivery reliability, and water supply objectives established for the Regional Water System facilities managed by HHWP are met, while 2) optimizing the benefits of HHWP power facilities operations. Ongoing development of the HCIP will sustain the Regional Water System's status as an unfiltered water source and a gravity-driven system.

The scope of HCIP is divided into three major project types: Water, Power, and Joint. The Water sub-program includes only asset improvements benefiting the SFPUC's water customers. The Power sub-program includes only asset improvements used to generate environmentally friendly hydroelectric energy. The Joint sub-program includes projects for assets that are used for both water delivery and power generation. In addition, projects in each sub-program of the HCIP have been further organized by asset type consisting of the following:

Water Infrastructure

- Water Conveyance – projects to enhance the reliability of water delivery through pipelines and penstocks, allowing for both delivery of water to SFPUC customers and delivery of water to powerhouses for power generation.

Power Infrastructure

- Powerhouse – projects to improve facilities at the Holm, Kirkwood, and Moccasin powerhouses.
- Switchyard & Substations – projects to meet operational objectives for power, including reliability, regulatory compliance, and sustainability.
- Transmission Lines – projects to expand or improve power assets for electricity transmission

Joint (Water and Power) Infrastructure

- Dams & Reservoirs – projects to improve assets used for storage and delivery of water to SFPUC customers, as well as for water storage for power generation.
- Mountain Tunnel – projects to address deficiencies with the Mountain Tunnel, a critical, non-redundant link in the Hetch Hetchy and Regional Water System that conveys water from Kirkwood Powerhouse to Priest Reservoir.
- Roads & Bridges – projects to replace or improve bridges that are utilized to access HHWP assets.
- Tunnels – projects to repair tunnels along the HHWP system (other than Mountain Tunnel).
- Utilities – projects to expand or improve utilities for asset and work locations such as water and wastewater treatment facilities.
- Buildings – projects to provide safe and code compliant work spaces.

2. PROGRAM STATUS

This Quarterly Report presents the progress made on HCIP between October 1, 2022 and December 31, 2022. This document serves as the second (2nd) Quarterly Report in Fiscal Year 2022-2023 (FY23) published for the HCIP.

This quarterly report includes all approved HCIP projects in the Hetch Hetchy Water Capital Improvement Program according to the 10-Year Capital Plan for FY2022-23 to FY2031-32 (FY23-32 CIP), presented to and adopted by the Commission on February 8, 2022, under Resolution No. 22-0031 (2022 HCIP).

There are seventeen (17) projects in the 2022 HCIP together with three (3) project development (PD) accounts for program-level expenditures for each of the Water, Power, and Joint Programs. A description of each project and of each project development account is provided in the Appendix A of this Report.

The accrued PD expenditures are included in the Cost Summary in Table 3 in order to give an accurate report of the overall HCIP cost performance.

Figure 2.1 shows the total Approved Budget for all seventeen (17) projects in each phase of the program as of December 31, 2022 (PD accounts do not have phases and are not included in Figure 2.1). The number of projects currently in each phase is shown in parentheses.

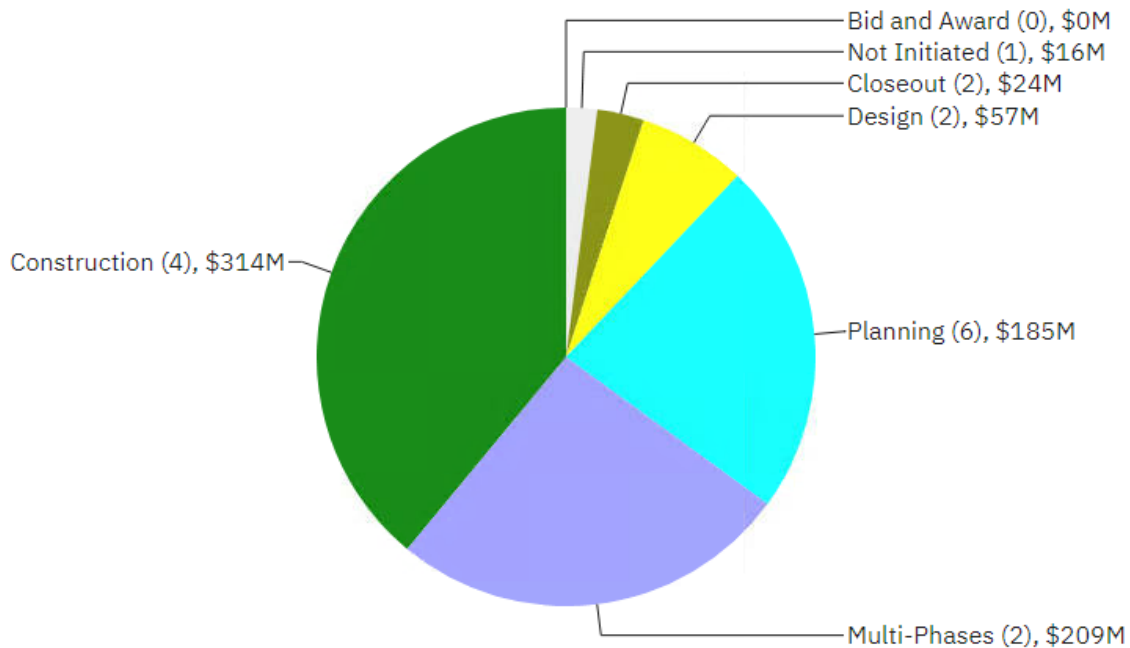


Figure 2.1 Approved Budget for Projects in Each Phase

Figure 2.2 shows the total number of projects in the following stages as of December 31, 2022: Pre-construction, Construction, and Post-construction.

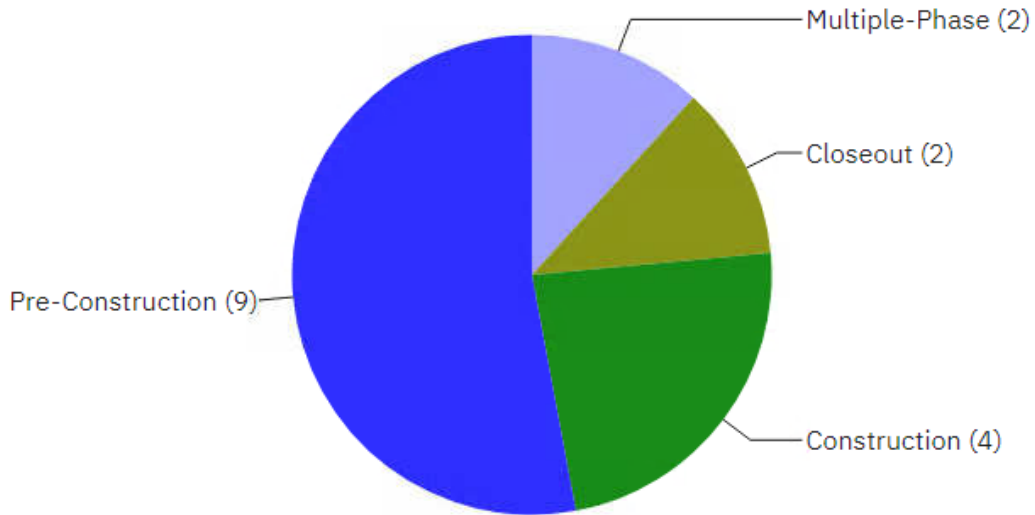


Figure 2.2 Number of Projects in Pre-construction, Construction, and Post-Construction

Figure 2.3 summarizes the environmental review status of the HCIP projects as of December 31, 2022. Environmental review is performed for projects under California Environmental Quality Act (CEQA).

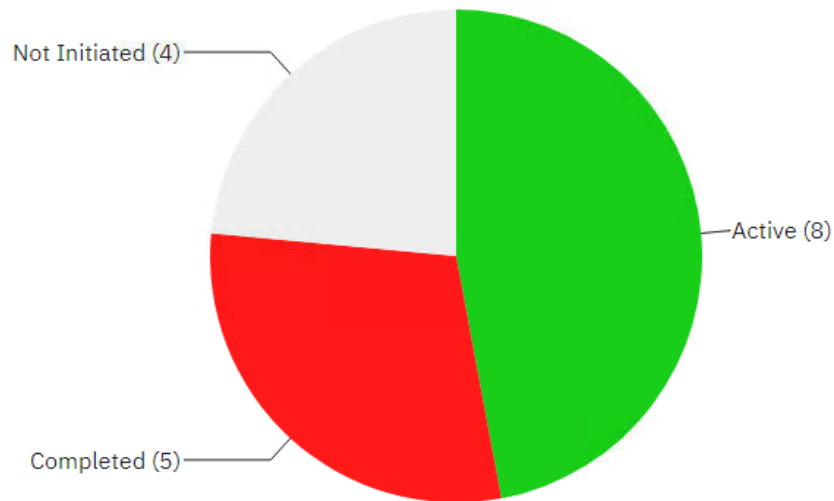


Figure 2.3 Program Environmental Review

3. PROGRAM COST SUMMARY

Table 3 provides an overall cost summary of the 17 HCIP projects and 3 HCIP PD accounts at the end of the quarter. It shows the Expenditures to Date, Current Approved Budget, Current Forecast Cost, the Cost Variance between the Approved and Forecast Costs, and the Cost Variance Over the Reporting Period (from the approved budget). The Current Approved Budget and Forecast Cost for the HCIP under the FY23-32 CIP are \$862.31 million and \$895.94 million, respectively.

Table 3. Cost Summary

Subprograms	Expenditures To Date (\$ Million) (A)	Current Approved Budget (\$ Million) (B)	Q2/FY22-23 Forecast Costs (\$ Million) (C)	Cost Variance (\$ Million) (D = B - C)	Cost Variance Over Reporting Period * (\$ Million) (E)
Water Infrastructure	\$14.76	\$155.87	\$154.71	\$1.16	\$1.16
Water Conveyance (Water)	\$10.34	\$146.40	\$145.24	\$1.16	\$1.16
Water Infrastructure Project Development	\$4.42	\$9.47	\$9.47	-	-
Power Infrastructure	\$71.70	\$205.30	\$217.31	(\$12.01)	(\$12.01)
Powerhouse	\$41.19	\$118.58	\$130.59	(\$12.01)	(\$12.01)
Switchyard & Substations (Power)	\$22.32	\$34.25	\$34.25	-	-
Transmission Lines	\$4.84	\$37.97	\$37.97	-	-
Power Infrastructure Project Development	\$3.33	\$14.50	\$14.50	-	-
Joint Infrastructure	\$124.75	\$501.13	\$523.91	(\$22.78)	(\$22.78)
Water Conveyance (Joint)	\$6.03	\$47.25	\$47.25	-	-
Dams & Reservoirs (Joint)	\$8.34	\$136.88	\$149.87	(\$12.98)	(\$12.98)
Mountain Tunnel	\$99.50	\$238.22	\$238.22	-	-
Roads & Bridges (Joint)	\$2.32	\$29.37	\$29.37	-	-
Tunnels (Joint)	\$1.02	\$8.43	\$14.99	(\$6.56)	(\$6.56)
Utilities (Joint)	\$0.97	\$8.79	\$12.03	(\$3.23)	(\$3.23)
Joint Infrastructure Project Development	\$6.57	\$32.18	\$32.18	-	-
Overall Program Total	\$211.21	\$862.31	\$895.94	(\$33.63)	(\$33.63)

* Negative number reflects cost increases since last quarter, and positive number reflects cost reduction since last quarter.

The overall program negative forecasted Cost Variance of \$33.63M in Table 3 can be attributed to the following:

- \$1.16M positive variance in the Water Infrastructure group of projects is due to the following project:
 - The 10035574 SJPL Tesla Valves Replacement forecasted cost decreased by \$1.16M.

Table 4. FY23-32 CIP Approved vs. Current Forecast Schedule Dates

Sub-Program	CIP Approved Project Start	Actual* Start	CIP Approved Completion	Current Forecast Completion	Schedule Variance (Months)
Water Infrastructure	03/26/12	03/26/12 A	06/30/33	06/30/33	-
Power Infrastructure	05/29/12	05/29/12 A	10/30/35	10/30/35	-
Joint Infrastructure	10/03/11	10/03/11 A	06/30/33	06/30/33	-
Overall HCIP Projects	10/03/11	10/03/11 A	10/30/35	10/30/35	-

* "A" represents the actual date.

5. BUDGET AND SCHEDULE TREND SUMMARY

This Table 5 contains all approved HCIP projects that are active and in any of the planning, design, bid and award, or construction phases. The table excludes all Project Development accounts, as well as any projects that are either not-initiated, on-hold, in closeout, or completed.

During this Quarter (Q2 FY22-23), the following major project milestones were achieved:

- Project moved to Closeout phase for SJPL Tesla Valve Replacement project
- Construction Notice to Proceed was granted for SJPL Valve and Safe Entry Improvement (Phase 1B)
- Environmental Approval for O'Shaughnessy Dam Outlet Works Phase I (Subproject A)
- Environmental Approval for O'Shaughnessy Dam Outlet Works Phase I (Subproject C)
- 50% Design for O'Shaughnessy Dam Outlet Works Phase I (Subproject C)
- 95% Design for O'Shaughnessy Dam Outlet Works Phase I (Subproject C)
- 95% Design for Moccasin Wastewater Treatment Plant

Table 5. Budget and Schedule Trend Summary

All Costs are shown in million

Project Name	Most Recent CIP Approved Budget		Project Initiation		CER		35% Design		95% Design		Awarded Construction ¹		Current Status	
	Approved Budget	Approved Completion	Forecast Cost	Forecast Completion	Forecast Cost	Forecast Completion	Forecast Cost	Forecast Completion	Forecast Cost	Forecast Completion	Forecast Cost	Forecast Completion	Forecast Cost	Forecast Completion
	a	b	c	d	e	f	g	h	i	j	k	l	m	n
Water Infrastructure														
10035574 - SJPL Tesla Valves Replacement	FY23-32		05/01/19		11/27/20		07/28/20		11/17/20		04/06/21		Q2 - FY22-23	
	\$3.7	12/30/22	\$7.4	06/28/24	\$7.4	06/28/24	\$7.4	06/28/24	\$7.4	06/28/24	\$3.7	12/30/22	\$2.6	06/30/23
10035575 - SJPL Valve and Safe Entry Improvement	FY23-32		7/1/2019		04/16/21		03/03/21 (Phase 1A), 05/28/21 (Phase 1B), 08/15/22 (Phase 2) & 12/30/21 (Phase 3)		07/14/21 (Phase 1A), 10/29/21 (Phase 1B), 02/15/23 (Phase 2) & 04/28/23 (Phase 3)		05/16/22 (Phase 1A), 11/07/22 (Phase 1B), 11/16/23 (Phase 2) & 01/07/24 (Phase 3)		Q2 - FY22-23	
	Phase 1A													
	Phase 1B Phase 2 Phase 3	\$142.7	03/13/28	\$95.3	07/01/25	\$95.3	07/01/25	\$98.9	03/13/28	\$142.7	03/13/28	\$142.7	03/13/28	\$142.7
Power Infrastructure														
10036809 - Moccasin Powerhouse Bypass Upgrades	FY23-32		09/18/20		01/31/23		02/24/23		12/26/23		02/28/25		Q2 - FY22-23	
	\$15.0	12/01/27	\$15.0	12/01/27	TBD	TBD	TBD	TBD	TBD	TBD	TBD	TBD	\$27.4	12/01/27
10014086 - Moccasin Powerhouse and GSU Rehabilitation	FY23-32		01/04/16		05/14/21		07/29/19 (Phase 1), 10/01/19 (Phase 2) & 06/05/23 (Phase 3)		09/09/20 (Phase 1), 05/11/22 (Phase 2) & 03/29/24 (Phase 3)		06/07/21 (Phase 1), 08/15/22 (Phase 2) & 10/02/24 (Phase 3)		Q2 - FY22-23	
	Phase 1													
	Phase 2 Phase 3	\$66.7	12/03/27	\$18.0	10/03/18	\$66.7	04/13/27	\$66.7	12/03/27	\$66.7	12/03/27	\$66.7	12/03/27	\$66.7
10014087 - Warnerville Substation Rehabilitation	FY23-32		09/01/15 (Phase A), 7/01/20 (Phase B) & 01/01/21 (Phase C)		02/29/16 (Phase A), 01/18/21 (Phase B) & 01/03/23 (Phase C)		04/01/16 (Phase A), 04/22/21 (Phase B) & 09/01/23 (Phase C)		12/24/16 (Phase A), 08/16/21 (Phase B) & 04/04/24 (Phase C)		11/26/18 (Phase A), N/A (Phase B) & 02/03/25 (Phase C)		Q2 - FY22-23	
	Phase A (DB-127R)													
	Phase B Phase C	\$34.2	11/25/26	\$27.2	11/25/26	\$34.2	11/25/26	\$34.2	11/25/26	\$34.2	11/25/26	\$24.3	03/04/20	\$34.2
10035721 - Transmission Lines 7/8 Upgrades	FY23-32		07/01/19		12/07/20 ²		03/19/21		09/24/21		09/08/22		Q2 - FY22-23	
	\$38.0	01/31/25	\$38.0	01/31/25	\$38.0	01/31/25	\$38.0	01/31/25	\$38.0	01/31/25	\$38.0	01/31/25	\$38.0	01/31/25
Joint Infrastructure														
10014088 - Moccasin Penstock	FY23-32		12/11/18		12/21/23		01/31/24		06/10/24		04/15/25		Q2 - FY22-23	
	\$47.3	02/28/28	\$13.2	12/31/24	TBD	TBD	TBD	TBD	TBD	TBD	TBD	TBD	\$47.3	02/28/28
10030758 - OSH Dam Access and Drainage Improvements	FY23-32		03/01/17		06/28/19		09/01/19		08/21/20		09/27/21		Q2 - FY22-23	
	\$4.0	02/28/23	\$5.8	02/26/21	\$5.8	02/26/21	\$5.8	02/11/22	\$5.8	12/16/22	\$4.0	02/28/23	\$3.9	04/28/23

Project Name	Most Recent CIP Approved Budget		Project Initiation		CER		35% Design		95% Design		Awarded Construction ¹		Current Status	
	Approved Budget	Approved Completion	Forecast Cost	Forecast Completion	Forecast Cost	Forecast Completion	Forecast Cost	Forecast Completion	Forecast Cost	Forecast Completion	Forecast Cost	Forecast Completion	Forecast Cost	Forecast Completion
	a	b	c	d	e	f	g	h	i	j	k	l	m	n
10032903 - O'Shaughnessy Dam Outlet Works Phase I ³	FY23-32		02/01/18		09/30/21 (Subproject A), Complete (Subproject B), 09/30/22 (Subproject C), N/A (Subproject D) & N/A (Subproject E)		10/15/24 (Subproject A), N/A (Subproject B) & 11/25/22 (Subproject C)		01/14/25 (Subproject A), N/A (Subproject B) & 12/23/22 (Subproject C)		05/26/23 (Subproject A), 10/18/23 (Subproject B) & 06/14/23 (Subproject C)		Q2 - FY22-23	
	\$47.9	09/16/25	\$17.2	12/31/24	\$47.9	09/16/25	\$47.9	09/16/25	\$48.0	09/16/25	TBD	TBD	\$48.0	09/16/25
10037351 - Moccasin Dam Long-Term Improvements ³	FY23-32		05/03/21		04/28/23		07/21/23		12/31/24		05/08/26		Q2 - FY22-23	
	\$73.2	06/30/28	\$83.2	07/01/27	TBD	TBD	TBD	TBD	TBD	TBD	TBD	TBD	\$73.2	06/30/28
10014115 - Cherry Dam Spillway - Short Term Improvements	FY23-32		03/01/21		09/28/23		01/04/24		06/10/24		02/20/25		Q2 - FY22-23	
	\$11.9	07/01/27	\$11.9	07/01/27	TBD	TBD	TBD	TBD	TBD	TBD	TBD	TBD	\$24.9	11/01/27
10014114 - Mountain Tunnel Improvement Project	FY23-32		10/03/11		12/29/17		05/15/18		07/31/19		10/13/20		Q2 - FY22-23	
	\$238.2	06/03/27	\$114.0	12/30/21	\$246.1	12/31/26	\$238.2	12/31/26	\$238.2	12/31/26	\$238.2	06/03/27	\$238.2	06/03/27
10035086 - Bridge Replacement	FY23-32		02/27/20		7/18/23 (Subproject 1) & 03/17/23 (Subproject 2)		11/03/23 (Subproject 1) & 05/05/23 (Subproject 2)		06/03/24 (Subproject 1) & 01/12/24 (Subproject 2)		04/30/25 (Subproject 1) & 07/01/25 (Subproject 2)		Q2 - FY22-23	
	\$44.3	05/25/37	\$44.3	12/30/25	TBD	TBD	TBD	TBD	TBD	TBD	TBD	TBD	\$29.4	12/30/27
10014108 - Canyon Tunnel Rehabilitation	FY23-32		02/03/14		03/06/23		03/30/16		12/14/23		04/01/25		Q2 - FY22-23	
	\$8.4	01/13/25	\$0.5	06/30/16	TBD	TBD	\$8.0	06/30/18	TBD	TBD	TBD	TBD	\$15.0	12/30/26
10014110 - Moccasin Wastewater Treatment Plant ⁴	FY23-32		01/03/22		-		04/29/22		12/30/22		11/28/23		Q2 - FY22-23	
	\$8.8	04/07/26	\$8.8	04/07/26	-	-	\$8.8	04/07/26	TBD	TBD	TBD	TBD	\$12.0	04/07/26

Footnotes:

1. This represents forecast project cost and project completion date at the time of award of construction contract (or award of CM/GC or Design-Build contracts/packages).
2. This represents the date the Design Criteria Report (DCR) was finalized for Transmission Lines 7/8 Upgrade project. CER was not required for the project.
3. This represents that Contract A will be doing Progressive Design Build during Construction. Contract B is in the process of finalizing the design. Contract D & E will not be doing CER.
4. This represents that the project started during the Design Phase.

6. PROJECT PERFORMANCE SUMMARY*

All costs are shown in \$1,000s

Project Name	Active Phase (a)	CIP Approved Budget (b)	Current Approved Budget (c)	Current Forecast Cost (d)	Expenditures to Date (e)	Cost Variance (f=c-d)	% Cost Changes (g=f/c)	CIP Completion Date (h)	Approved Completion Date (i)	Forecast Completion Date (j)	Schedule Variance (Days) (k=i-j)
	(**)	(+)	(++)			(+++)	(+++)	(+)	(++)		(+++)
Water Infrastructure											
Water Conveyance (Water)											
10035575 SJPL Valve and Safe Entry Improvement	MP	\$142,662	\$142,662	\$142,662	\$7,965	\$0	0%	03/13/28	03/13/28	03/13/28	0
Power Infrastructure											
Powerhouse											
10036809 Moccasin Powerhouse Bypass Upgrades	PL	\$15,007	\$15,007	\$27,391	\$758	(\$12,384)	(83%)	12/01/27	12/01/27	12/01/27	0
10014086 Moccasin Powerhouse and GSU Rehabilitation	MP	\$66,714	\$66,714	\$66,714	\$20,172	\$0	0%	12/03/27	12/03/27	12/03/27	0
Switchyard & Substations (Power)											
10014087 Warnerville Substation Rehabilitation	CN	\$34,248	\$34,248	\$34,248	\$22,325	\$0	0%	11/25/26	11/25/26	11/25/26	0
Transmission Lines											

* Does not include projects in closeout, completed, not initiated, on hold, deleted projects, and projects combined with other projects.

** Phase Status Legend		
PL Planning	DS Design	
BA Bid & Award	CN Construction	MP Multiple-Phase

Footnotes:

- (+) **CIP Approved Budget and Project Completion Date:** The budget and schedule approved as part of 10-year CIP for FY23-32.
- (++) **Current Approved Budget and Schedule:** The budget and schedule approved as part of 10-year CIP for FY23-32, plus any additional budget and schedule changes approved by the Commission as part of construction contract award.
- (+++) Negative number reflects cost overrun (or schedule delay) and positive number reflects cost underrun (or ahead of schedule). Projects with a forecasted cost overrun greater than 10%, or forecasted delay of greater than 6 months or 10%, will be highlighted in grey.

Project Name	Active Phase (a) (**)	CIP Approved Budget (b) (+)	Current Approved Budget (c) (++)	Current Forecast Cost (d)	Expenditures to Date (e)	Cost Variance (f=c-d) (+++)	% Cost Changes (g=f/c) (+++)	CIP Completion Date (h) (+)	Approved Completion Date (i) (++)	Forecast Completion Date (j)	Schedule Variance (Days) (k=i-j) (+++)
10035721 Transmission Lines 7/8 Upgrades	CN	\$37,969	\$37,969	\$37,969	\$4,843	\$0	0%	01/31/25	01/31/25	01/31/25	0
Joint Infrastructure											
Water Conveyance (Joint)											
10014088 Moccasin Penstock Rehabilitation	PL	\$47,251	\$47,251	\$47,251	\$6,027	\$0	0%	02/28/28	02/28/28	02/28/28	0
Dams & Reservoirs (Joint)											
10030758 OSH Dam Access and Drainage	CN	\$3,952	\$3,952	\$3,852	\$3,141	\$100	3%	02/28/23	02/28/23	04/28/23	(59)
10032903 O'Shaughnessy Dam Outlet Works Phase I	DS	\$47,894	\$47,894	\$47,981	\$3,346	(\$87)	0%	09/16/25	09/16/25	09/16/25	0
10037351 Moccasin Dam & Reservoir Long-Term Improvements	PL	\$73,176	\$73,176	\$73,176	\$816	\$0	0%	06/30/28	06/30/28	06/30/28	0

* Does not include projects in closeout, completed, not initiated, on hold, deleted projects, and projects combined with other projects.

** Phase Status Legend		
PL	Planning	DS
BA	Bid & Award	CN
		MP
		Multiple-Phase

Footnotes:
(+) CIP Approved Budget and Project Completion Date: The budget and schedule approved as part of 10-year CIP for FY23-32.
(++) Current Approved Budget and Schedule: The budget and schedule approved as part of 10-year CIP for FY23-32, plus any additional budget and schedule changes approved by the Commission as part of construction contract award.
(+++) Negative number reflects cost overrun (or schedule delay) and positive number reflects cost underrun (or ahead of schedule). Projects with a forecasted cost overrun greater than 10%, or forecasted delay of greater than 6 months or 10%, will be highlighted in grey.

Project Name	Active Phase (a) (**)	CIP Approved Budget (b) (+)	Current Approved Budget (c) (++)	Current Forecast Cost (d)	Expenditures to Date (e)	Cost Variance (f=c-d) (+++)	% Cost Changes (g=f/c) (+++)	CIP Completion Date (h) (+)	Approved Completion Date (i) (++)	Forecast Completion Date (j)	Schedule Variance (Days) (k=i-j) (+++)
10014115 Cherry Dam Spillway - Short Term Improvements	PL	\$11,861	\$11,861	\$24,856	\$1,042	(\$12,995)	(110%)	06/30/27	06/30/27	11/01/27	(124)
Mountain Tunnel											
10014114 Mountain Tunnel Improvement Project	CN	\$238,219	\$238,219	\$238,219	\$99,502	\$0	0%	06/03/27	06/03/27	06/03/27	0
Roads & Bridges (Joint)											
10035086 Bridge Replacement	PL	\$29,371	\$29,371	\$29,371	\$2,315	\$0	0%	07/01/27	07/01/27	12/30/27	(182)
Tunnels (Joint)											
10014108 Canyon Tunnel Rehabilitation	PL	\$8,429	\$8,429	\$14,993	\$1,024	(\$6,564)	(78%)	09/01/26	09/01/26	12/30/26	(120)
Utilities (Joint)											
10014110 Moccasin Wastewater Treatment Plant	DS	\$8,795	\$8,795	\$12,029	\$966	(\$3,234)	(37%)	04/07/26	04/07/26	04/07/26	0

* Does not include projects in closeout, completed, not initiated, on hold, deleted projects, and projects combined with other projects.

** Phase Status Legend			
PL	Planning	DS	Design
BA	Bid & Award	CN	Construction
		MP	Multiple-Phase

Footnotes:

- (+) **CIP Approved Budget and Project Completion Date:** The budget and schedule approved as part of 10-year CIP for FY23-32.
- (++) **Current Approved Budget and Schedule:** The budget and schedule approved as part of 10-year CIP for FY23-32, plus any additional budget and schedule changes approved by the Commission as part of construction contract award.
- (+++)
Negative number reflects cost overrun (or schedule delay) and positive number reflects cost underrun (or ahead of schedule). Projects with a forecasted cost overrun greater than 10%, or forecasted delay of greater than 6 months or 10%, will be highlighted in grey.

7. PROJECT STATUS REPORT

10035575 - SJPL Valve and Safe Entry Improvement

Project Description: The SJPL Entry Assessment and Valve Improvement Project involves the three parallel transmission pipelines that stretch approximately 48-miles across the San Joaquin Valley from Oakdale Portal on the east to Tesla Portal near the City of Tracy on the west, with a partial fourth pipeline consisting of a 6.4-mile Eastern Segment and an 11-mile Western Segment. The four pipelines were built between 1932 and 2012, respectively, and range from 56- to 79.5-inches in diameter. Given the age and condition of the SJPLs, frequent maintenance and inspection are required. Work must be able to occur while the HHRWS is in service. The objective of this project is to upgrade valves and provide isolation points to allow safe entry into any and all sections of the SJPLs for inspection and maintenance while the remainder of the system stays in operation.


Program: Water Infrastructure	Project Status: Multi-Phases	Environmental Status: Active (Various)
--	---	---

Project Cost:		Project Schedule:	
Approved		Approved 07/01/19	
Forecast		Forecast 07/01/19	
Actual		Project Percent Complete: 12.9%	

Key Milestones	Environmental Approval	Bid Advertisement	Construction NTP	Construction Final Completion	
Current Forecast	A	01/27/22 A	12/25/21 A	05/16/22 A	09/13/24
	B	01/27/22 A	04/21/22 A	11/07/22 A	09/11/24
	C	01/27/22 A	06/01/23	11/16/23	05/24/27
	D	08/10/22 A	07/01/23	01/07/24	07/24/25

Progress and Status:

This project is divided into four (4) sub-projects, (A) Phase 1A – Pipeline 2 Tesla & Oakdale Entry Improvements – HH-1005; (B) Phase 1B – Pipelines 3&4 Tesla & Oakdale Entry Improvements HH-1006; (C) Phase 2 -Pelican, Roselle, Emery and P4J Entry Improvements; and (D) Phase 3 - Tesla Surge Tower. For Phase 1A, the 60-inch and 24-inch diameter valves were delivered to the contractor’s shop in Sonora and are ready to be installed during the winter shutdown starting next quarter. For Phase 1B, Notice to Proceed was granted on November 7, and the contractor started working on the submittals of the long-lead items including the new butterfly valves. For Phase 2, 65% design was achieved in November. For Phase 3, the project obtained environmental approval during the previous quarter. The project team obtained a consensus from Water Enterprise to move forward with the surge tower design without a detention basin.



New 60-inch Butterfly Valve at South Korea being packed for shipping [HH-1005]

Issues and Challenges:

The schedule of Phase 3 (Tesla Surge Tower) has been extended to address water quality concerns and the start of construction will be delayed for approximately one year to incorporate changes. However, this will not impact the overall completion of the entire project, as the project critical path is driven by Phase 2. At this time, no budget change is expected.

10036809 - Moccasin Powerhouse Bypass Upgrades

Project Description: Provide a reliable hydraulic bypass and energy dissipation system conveying water around the turbines to the Moccasin Reservoir Bypass Pipeline. Upgrade/replace high pressure energy dissipating valves, control systems, and associated structures that dissipate up to 325 million gallons per day (mgd) flow.

Program: Power Infrastructure	Project Status: Planning	Environmental Status: Not Initiated (TBD)
--------------------------------------	---------------------------------	--

Project Cost:		Project Schedule:	
Approved	\$ 15.01 M	Approved 09/18/20	12/01/27
Forecast	\$ 27.39 M	Forecast 09/18/20	12/01/27
Actual	\$ 0.76 M	Project Percent Complete: 8.7%	

Key Milestones	Environmental Approval	Bid Advertisement	Construction NTP	Construction Final Completion
Current Forecast	08/26/24	08/27/24	02/28/25	06/01/27

Progress and Status:

The preferred alternative for the project is to move the bypass system to a location outside of the powerhouse and north of the Moccasin penstocks. The consultant submitted a draft Planning Phase conceptual engineering report in December for review, comment, and approval. Design Phase is expected to begin in March 2023.

Issues and Challenges:

The forecasted cost has increased from the initial project budget based on an updated cost estimate for the selected alternative in the alternatives analysis report (AAR) issued in March 2022. The former (approved) budget was based on a high level estimate at project initiation derived from similar pipeline project costs. A more detailed cost estimate will be performed at the end of the planning phase.








Moccasin Bypass Penstock Tie-in Point

10014086 - Moccasin Powerhouse and GSU Rehabilitation

Project Description: Moccasin Powerhouse Generators were completed in 1969 and generate a combined maximum output of 110 Megawatts. Both generator units have exceeded their life expectancy and need repair in order to continue operating reliably. The objective of this project is to replace stator cores and coils. The scope of work also includes entire field pole replacement. The project will also involve replacement of two generator step-up transformers (GSU's), and power plant systems upgrades including: replacing 480V switchgear, 13.8kV switchgear, motor control centers, main control boards, protective relays, cooling water piping, and improving oil containment systems.

Program: Power Infrastructure	Project Status: Multi-Phases	Environmental Status: Active (Various)
--------------------------------------	-------------------------------------	---

Project Cost:		Project Schedule:	
Approved	 \$ 66.71 M	Approved 01/04/16	 12/03/27
Forecast	 \$ 66.71 M	Forecast 01/04/16	 12/03/27
Actual	 \$ 20.17 M	Project Percent Complete: 34.4%	

Key Milestones	Environmental Approval	Bid Advertisement	Construction NTP	Construction Final Completion	
Current Forecast	A	09/28/20 A	11/20/20 A	06/07/21 A	05/23/23
	B	09/28/20 A	10/30/20 A	08/15/22 A	06/17/24
	C	04/25/23	04/01/24	10/02/24	06/07/27

Progress and Status:

This project is divided into 3 subprojects, (A) Moccasin Powerhouse Generator Step-Up (GSU's) Transformers HH-1003R; (B) Moccasin Powerhouse Generators Rewind – DB-121R2; and (C) Moccasin Powerhouse Systems Upgrade. For subproject A, contract HH-1003R, the second new Delta Star GSU2 transformer is scheduled to be moved to the new foundation rails in February 2023 for interconnection. Contractor final testing and energization, and Substantial Completion of the construction are anticipated by March 2023. For subproject B, contract DB-121R2, major generator components for Generator M2 Rewind are anticipated to be fabricated, tested, and delivered by March 2023, with construction mobilization scheduled for May 2023. For subproject C, Moccasin Powerhouse (MPH) Systems Upgrade, the final conceptual engineering report (CER) is anticipated to be issued for signatures in March 2023, with Design Phase NTP scheduled for April 2023.



MPH HH-1003R GSU2 Foundation

Issues and Challenges:

Mobilization for construction of the Generator M2 Rewind project is delayed due to procurement challenges that delayed key equipment deliveries. The construction cost estimate in the draft CER for MPH Systems Upgrade has increased over the previous estimate from Needs Assessment due to additional scope and scope refinement as well as higher anticipated construction and procurement costs; these higher cost forecasts are being reviewed and will be reported on in future quarters when there is more certainty about scope.

10014087 - Warnerville Substation Rehabilitation

Project Description: Provide the remaining installation work for Warnerville Substation Rehabilitation project equipment that was deleted under Design Build Contract #DB-127R. A new construction contract will be issued to install the new equipment that has been procured and is on site, including replacement of four oil circuit breakers, relay protection, and other ancillary equipment.

Program: Power Infrastructure	Project Status: Construction	Environmental Status: Active (TBD)
--------------------------------------	-------------------------------------	---

Project Cost:		Project Schedule:	
Approved	\$ 34.25 M	Approved 09/01/15	11/25/26
Forecast	\$ 34.25 M	Forecast 09/01/15	11/25/26
Actual	\$ 22.32 M	Project Percent Complete: 79.2%	

Key Milestones	Environmental Approval	Bid Advertisement	Construction NTP	Construction Final Completion
Current Forecast	A	01/24/17 A	10/05/17 A	03/31/24
	C	09/06/24	02/03/25	02/04/26

Progress and Status:

This project is planned to have 2 or 3 construction contracts: (A) Warnerville Substation Rehabilitation Phase DB-127R; (B) Warnerville “breaker failure contingency plan” (only if needed); and (C) Warnerville Substation Phase 2. (A) Phase 1: The project team, in coordination with the City Attorney’s office, is working to close out construction contract DB-127R. (B) Contract HH-1008, the “breaker failure contingency plan,” provides for emergency temporary replacement of any breakers that fail until they can be permanently replaced. The contracting strategy for this work that would only be required in the event of breaker failure is still being determined. (C) Warnerville Substation Rehabilitation Phase 2 will use a design-bid-build contract. Consultant submitted the draft conceptual engineering report in December 2022 for review, comment, and approval. Design phase is anticipated to begin in February 2023.

Issues and Challenges:

None at this time.








TOP: Warnerville Substation South Yard

BOTTOM: Warnerville Substation Protection and Control Relay Panel

10035721 - Transmission Lines 7/8 Upgrades

Project Description: This project develops the scope of work, design, and contract documents necessary to bid, award, and manage the reconductoring contract. Reconductoring will include replacement of the existing 115kV conductors on Lines 7/8 from Warnerville to Standiford substations, resulting in improved transmission tower stability, and resolved clearance detections. The project will be partially funded by independent power generators interconnecting on the California Independent System Operator (CAISO) and the Transmission Line Clearance Mitigation Project (10014089).

Program: Power Infrastructure	Project Status: Construction	Environmental Status: Completed (Permitting Only)
--------------------------------------	-------------------------------------	--

Project Cost:		Project Schedule:	
Approved	 \$ 37.97 M	Approved 12/02/19	 01/31/25
Forecast	 \$ 37.97 M	Forecast 12/02/19	 01/31/25
Actual	 \$ 4.84 M	Project Percent Complete: 18.3%	

Key Milestones	Environmental Approval	Bid Advertisement	Construction NTP	Construction Final Completion
Current Forecast	11/04/21 A	02/11/22 A	09/28/22 A	07/26/24

Progress and Status:

The contractor prepared submittals and placed orders for long lead-time materials including conductor, insulators, and tower steel. Potholing to locate the existing San Joaquin Pipelines (SJPL) 1, 2, and 3 was performed. In addition, the contractor has started with tower ground testing. The existing 115kV steel lattice transmission towers contain a ground system consisting of ground rods and copper cable buried beneath the earth to protect the system and personnel from overcurrent or lightning strikes. As part of the construction contract, the existing tower grounding system is being tested to verify there is no discontinuity or failure of the existing system. The grounding test consists of placing an electrical current connected directly to the existing copper ground wire and measuring the electrical resistance in the earth with a metal probe. If the earth resistance is measured at less than 25 ohms, than the grounding system is determined to provide adequate protection. To date, all testing has passed and no additional grounding is required. All work is progressing as scheduled.



Potholing Existing San Joaquin Pipelines 1, 2, and 3 at Tower 518S






Issues and Challenges:

None at this time.

10014088 - Moccasin Penstock Rehabilitation

Project Description: Moccasin Penstock was built in the early 1920's and conveys water from Moccasin Tunnel to Moccasin Powerhouse. A Condition Assessment Report, Phase I was submitted in 2011 by CH2MHill. The reports identified numerous deficiencies. The penstocks contain segments of hammer forged welded steel (HFWS) that has experienced failures in the past. The proposed scope of this project includes rehabilitation of anchors blocks, penstock coating, penstock saddle, air valves, large diameter butterfly valves, bifurcation sections and flow meters; and upgrade of electrical system, power transformers, standby generator in the West Portal Valve House, and bulkhead isolation valves in the surge tower. The proposed project budget detailed below does not include the replacement of all HFWS pipes. This project will continue with the planning phase and further investigate if the HFWS in its' current condition meets the 100-year life span criteria. The existing allocated funds will be sufficient through Planning and Design Phases. The additional funding request is for additional scope in construction.

Program: Joint Infrastructure	Project Status: Planning	Environmental Status: Active (TBD)
--------------------------------------	---------------------------------	---

Project Cost:		Project Schedule:	
Approved		\$ 47.25 M	Approved 02/01/16 
Forecast		\$ 47.25 M	Forecast 02/01/16 
Actual		\$ 6.03 M	Project Percent Complete: 13.1%

Key Milestones	Environmental Approval	Bid Advertisement	Construction NTP	Construction Final Completion
Current Forecast	10/07/24	10/08/24	04/16/25	08/24/27

Progress and Status:

Phased Array Ultrasonic Testing and Magnetic Particle Inspection were initiated and completed in October; intermittent cracks were observed on the investigated sections of the hammer forged welded steel penstock pipe. Five workshops with Hetch Hetchy Water & Power (HHWP), Health & Safety, and the Engineering Management Bureau Mechanical group were held from November 3 to December 19 to discuss these recent observations of cracks and to develop potential feasible pipe replacement alternatives. A further workshop is scheduled to be held in January to present the replacement alternatives.

Issues and Challenges:

None at this time.








Phased Array Ultrasonic Testing inspection of a hammer forged welded steel pipe section of the penstocks

10030758 - OSH Dam Access and Drainage

Project Description: The key objective of this project is to fall protection safety for Hetch Hetchy Water and Power (HHWP) operators inside the O'Shaughnessy Dam by installing fall protection systems that are in conformance with the updated Occupational Safety and Health Administration (OSHA) requirements, including ladders and landings with safety cage and/or fall restraint systems.

Program: Joint Infrastructure	Project Status: Construction	Environmental Status: Completed (Cat Ex)
--------------------------------------	-------------------------------------	---

Project Cost:		Project Schedule:	
Approved	 \$ 3.95 M	Approved 03/01/17	 02/28/23
Forecast	 \$ 3.85 M	Forecast 03/01/17	 04/28/23
Actual	 \$ 3.14 M	Project Percent Complete: 94.1%	

Key Milestones	Environmental Approval	Bid Advertisement	Construction NTP	Construction Final Completion
Current Forecast	07/16/20 A	03/18/21 A	09/27/21 A	01/10/23

Progress and Status:

Because the contractor has been unable to produce appropriate as-built drawings, the project team negotiated a credit during the quarter for the City to complete the AutoCAD as-built drawings. Final completion is anticipated early in January.

Issues and Challenges:

None at this time.








Spillway Access Ladder

10032903 - O'Shaughnessy Dam Outlet Works Phase I

Project Description: O'Shaughnessy Dam (OSH) was completed in 1923 and raised in 1938. The original outlet works including gates and valves have been in services for more than 98 years. Inspections, condition assessments, and studies concluded that improvements and refurbishments of the outlet works system are needed to ensure safety and reliability. The work will be implemented in two phases. This project is to cover the Phase 1 work. The O'Shaughnessy Dam Outlet Works Phase 1 Project addresses the identified deficiencies of the existing outlet works system at OSH. Phase 1 will include five projects: (1) supply and installation of nine new bulkheads; (2) improvements to the existing dam drainage system, repair cracks and joints, and lighting; (3) replacement of existing Instream Flow Release (IFR) valves; (4) NAR and AAR for twelve existing slide gates; and (5) NAR and AAR for the existing drum gates.

Program: Joint Infrastructure	Project Status: Design	Environmental Status: Active (TBD)
--------------------------------------	-------------------------------	---

Project Cost:		Project Schedule:	
Approved		\$ 47.89 M	Approved 02/01/18  09/16/25
Forecast		\$ 47.98 M	Forecast 02/01/18  09/16/25
Actual		\$ 3.35 M	Project Percent Complete: 9.1%

Key Milestones	Environmental Approval	Bid Advertisement	Construction NTP	Construction Final Completion	
Current Forecast	A	12/02/22 A	01/09/23	09/03/24	03/14/25
	B	12/05/23	05/01/23	12/05/23	07/25/24
	C	12/02/22 A	02/02/23	08/01/23	03/25/25

Progress and Status:

Subproject A (Bulkhead): During this quarter, The California Environmental Quality Act (CEQA) Categorical Exemption for the proposed work was approved by the CCSF Planning Department in December 2022. The progressive-design-build specification and bid package (DB-135) for the design and construction of the bulkhead was completed in late December and is anticipated to be ready for advertisement in January 2023. Subproject B (Access & Drainage): The scope of the needed remediation for the drainage, cracks, joints, and lighting in the dam is being finalized. Subproject C (Instream Flow Release Valve Replacement): CEQA Categorical Exemption for the proposed work was approved by the CCSF Planning Department in December 2022. The 95% design was completed. Subprojects D (Slide Gate) and E (Drum Gate): The engineering consultant continued work on the needs assessment.

Issues and Challenges:

The increase in the forecasted project cost is due to the increase in escalation rates.



Instream Flow Release Pipe and Valves in Diversion Tunnel

10037351 - Moccasin Dam & Reservoir Long-Term Improvements

Project Description: The flow capacity of the existing spillway is inadequate to protect the Moccasin Dam against overtopping and erosion from severe flood events. The dam almost overtopped during the March 2018 storm event when flows were released from the auxiliary spillway and caused significant damage to the auxiliary spillway. The surrounding areas and the upstream diversion dam also sustained damage from the flood. This project is needed for dam safety. The objective of this project is to increase the spillway flow capacity to allow safe passage of flood flows without overtopping the dam and to protect the associated facilities within the Moccasin reservoir boundary against flood damages.

Program: Joint Infrastructure	Project Status: Planning	Environmental Status: Not Initiated (TBD)
--------------------------------------	---------------------------------	--

Project Cost:		Project Schedule:	
Approved	\$ 73.18 M	Approved 05/03/21	06/30/28
Forecast	\$ 73.18 M	Forecast 05/03/21	06/30/28
Actual	\$ 0.82 M	Project Percent Complete: 2.0%	

Key Milestones	Environmental Approval	Bid Advertisement	Construction NTP	Construction Final Completion
Current Forecast	06/30/26	01/02/26	09/03/26	12/30/27

Progress and Status:

The engineering consultant continued work on hydraulic analysis and conceptual engineering for the new auxiliary spillway during this quarter.

Issues and Challenges:

None at this time.



Moccasin Dam Spillway Chute

10014115 - Cherry Dam Spillway - Short Term Improvements

Project Description: A spillway release from Cherry Dam in 2010 caused a landslide, blockage of the spill channel, and extensive erosion in the close proximity of the dam’s right abutment. In addition, it caused flooding of the Cherry Power Tunnel Adit, and flooding of a campground further downstream. Engineering studies determined that significant long-term improvements to increase the spillway flow capacity are needed to maintain dam safety. The objective of this project is to re-establish containment for the breached spill channel section and to protect the downstream slope of the existing embankment dam from uncontrolled releases and erosion in the interim until the long-term improvements are implemented.

Program: Joint Infrastructure	Project Status: Planning	Environmental Status: Active (TBD)
--------------------------------------	---------------------------------	---

Project Cost:		Project Schedule:	
Approved	\$ 11.86 M	Approved 03/01/21	06/30/27
Forecast	\$ 24.86 M	Forecast 03/01/21	11/01/27
Actual	\$ 1.04 M	Project Percent Complete: 13.0%	

Key Milestones	Environmental Approval	Bid Advertisement	Construction NTP	Construction Final Completion
Current Forecast	09/09/24	09/03/24	09/03/25	05/04/27

Progress and Status:

Field geotechnical investigation was completed in November 2022. An alternatives analysis report and selection of alternative for the spillway short-term improvement are being finalized.

Issues and Challenges:

The increase in forecasted cost and schedule resulted from the addition of scope to provide flood protection near the lower spill channel to improve public safety.








Cherry Valley Dam Spillway Geotechnical Exploration

10014114 - Mountain Tunnel Improvement Project

Project Description: To be updated; Mountain Tunnel conveys the SFPUC water supply from Kirkwood Powerhouse to Priest Reservoir. Mountain Tunnel has been in service since 1925. Due to its age, deferred maintenance, and construction deficiencies in the early 1900s, sections of the tunnel lining have deteriorated, some extensively. This project provides design and construction of major tunnel repair and rehabilitation work, adit and tunnel entry improvements, access road improvements, and installation of a new flow control facility at Priest Reservoir to ensure that the tunnel can reliably provide drinking water to customers for the next 100 years. The flow control structure and isolation valves will also be used to isolate the tunnel from Priest Reservoir during tunnel shutdowns. This will allow the reservoir to remain full and not backwater for over 8 miles into the dewatered tunnel. The full reservoir provides more supply water for safely extending the tunnel shutdowns to longer durations of 100 days for construction inside the tunnel. These longer outages will reduce the need for more typical 60-day outages and shorten the overall duration of the construction schedule.

Program: Joint Infrastructure	Project Status: Construction	Environmental Status: Completed
--------------------------------------	-------------------------------------	--

Project Cost:		Project Schedule:	
Approved		\$ 238.22 M	Approved 10/03/11  06/03/27
Forecast		\$ 238.22 M	Forecast 10/03/11  06/03/27
Actual		\$ 99.50 M	Project Percent Complete: 41.4%

Key Milestones	Environmental Approval	Bid Advertisement	Construction NTP	Construction Final Completion
Current Forecast	01/14/20 A	11/13/19 A	01/29/21 A	12/03/26

Progress and Status:

This quarter's progress included completing the installation of the large diameter water conveyance piping within the upstream and downstream bypass tunnels, completing the Flow Control Facility (FCF) final lining concrete in the bottom twenty feet of the shaft, and completion of the off-site fabrication of the double disc knife gate valves for the downstream bypass pipes. The large bulkhead door at the Priest Adit was installed and successfully pressure tested. Excavation and initial lining of the Priest Adit was progressed to about 20 feet away from the existing Mountain Tunnel to prepare for Outage No. 2. Other miscellaneous work was completed at the FCF and the Priest Adit in preparation for tie-in to the existing Mountain Tunnel during Outage No.2, including setting up the temporary water filtration plant at Moccasin and the water treatment plant for construction water at Priest. Road improvement work along Rickson Road at Priest Reservoir is approximately 95% complete. Road improvement work continued at Adit 5/6 and South Fork Roads. Discussions between the contractor and the City are taking place regarding possible alternative methods that may be feasible to construct the South Fork Siphon Extension.



Bottom of FCF Shaft Preparing for Final Lining Concrete Pour

Issues and Challenges:

Winter storms at the end of the quarter resulted in a delay to the start date for Outage No. 2. Any cost or schedule impacts will be determined at a later date.

10035086 - Bridge Replacement

Project Description: HHWP is responsible for maintaining 14 bridges located in the Cherry, Eleanor and Hetch Hetchy region. Condition assessment has identified the need for rehabilitation and/or replacement (age and to meet current seismic design criteria). Two of the fourteen bridges require substantial modification or replacement and have been combined into this project. This project includes rehabilitation and/or replacement of O'Shaughnessy Adit Access Bridge; and Lake Eleanor Dam Bridge. The Lake Eleanor Dam Bridge is a structural component of the Lake Eleanor Dam which is integral to the structural/seismic integrity of the arch dam and should be addressed immediately. The O'Shaughnessy Adit Access Bridge was built in 1960. It is approximately 84 feet long and is a four-span simply supported bridge with a timber deck and concrete piers. It is located right at the downstream of O'Shaughnessy Dam and provides on land two-way access to Canyon Tunnel.

Program: Joint Infrastructure	Project Status: Planning	Environmental Status: Not Initiated (Various)
--------------------------------------	---------------------------------	--

Project Cost:		Project Schedule:	
Approved	\$ 29.37 M	Approved 02/27/20	07/01/27
Forecast	\$ 29.37 M	Forecast 02/27/20	12/30/27
Actual	\$ 2.32 M	Project Percent Complete: 8.2%	

Key Milestones	Environmental Approval	Bid Advertisement	Construction NTP	Construction Final Completion	
Current Forecast	A	09/04/24	07/17/24	04/30/25	09/29/26
	B	09/30/24	10/01/24	07/01/25	06/30/27

Progress and Status:

This project is divided into 2 subprojects, (A) Lake Eleanor Dam Bridge; and (B) O'Shaughnessy Adit Access Bridge. For the Lake Eleanor Dam Bridge, work continues on finishing the alternatives analysis report. For the O'Shaughnessy Adit Access Bridge, the project team finalized the alternative analysis report with the Technical Steering Committee's approval. Work continues on drafting a conceptual engineering report, updating cost estimates, and revisiting the hydraulic analysis report. San Francisco Public Work's design proposal, including proposed consultant resources to complete a condition assessment for the timber bridge, was developed and reviewed. The selected alternative is being assessed for potential environmental requirements, such as wetland delineation, owl survey, ambient noise measurement, archeological survey, historic resources evaluation and golden eagle nest survey.



Aerial View of the Lake Eleanor Dam Bridge

Issues and Challenges:

The bridge replacement project schedule is forecasted to be delayed by six (6) months due to the decision to extend the Environmental phase of the O'Shaughnessy Adit Access Bridge sub-project to assume requirements from the California Environmental Quality Act (CEQA) Mitigated Negative Declaration and also to increase Bid & Award phase based on recent contract bidding history.

10014108 - Canyon Tunnel Rehabilitation

Project Description: Canyon Tunnel was built over 55 years ago. A condition assessment was performed on the tunnel in 2009 and the tunnel is in generally good condition with the exception of the Hetchy Adit, a tunnel access point. Temporary repairs have been made to the "plug" at this adit twice (1989, 2009), but permanent repairs are needed to reduce leakage and increase reliability of the system. Project scope includes installation of a new reinforced concrete plug downstream of the existing plug. This project is being delayed because of boundary correction issues.

Program: Joint Infrastructure	Project Status: Planning	Environmental Status: Active (TBD)
--------------------------------------	---------------------------------	---

Project Cost:		Project Schedule:	
Approved	\$ 8.43 M	Approved 02/03/14	09/01/26
Forecast	\$ 14.99 M	Forecast 02/03/14	12/30/26
Actual	\$ 1.02 M	Project Percent Complete: 11.0%	

Key Milestones	Environmental Approval	Bid Advertisement	Construction NTP	Construction Final Completion
Current Forecast	12/29/23	08/01/24	04/01/25	06/30/26

Progress and Status:

The updated conceptual engineering report was further developed to incorporate the project team’s comments. The project team held a 65% design workshop on November 2 and worked to update design drawings, design memo, and technical specifications.

Issues and Challenges:

The project forecast completion date has been extended and the cost has increased for several reasons. First, this project has been on hold since 2016 in order to implement a right of way boundary correction; now that the correction has been made, the schedule forecast has been updated. Second, a recent construction cost estimate from 2022 shows increase of direct costs for construction due to recommended additional rock excavation, concrete batch plant set up, and mechanical equipment upgrades. In addition, costs were updated for the current forecasted construction schedule.



Site visit to evaluate the existing plug at Hetch Hetchy Adit within the Canyon Tunnel

10014110 - Moccasin Wastewater Treatment Plant

Project Description: The Moccasin Wastewater Treatment Plant (WWTP) provides primary treatment of wastewater from Moccasin Compound prior to discharging the treated water to a nearby spray field. The WWTP was constructed in the 1970s and has been in continuous operation since its installation. The WWTP has reached the end of its reliable service life, and is becoming increasingly maintenance intensive. The scope of work is to replace the existing plant with a package two-train sequencing batch reactor (SBR) plant with grit removal and screening facilities, upgraded electrical and flow monitoring systems, flow equalization, SCADA instrumentation and automation features, and related site improvements.

Program: Joint Infrastructure	Project Status: Design	Environmental Status: Active (TBD)
--------------------------------------	-------------------------------	---

Project Cost:		Project Schedule:	
Approved	\$ 8.79 M	Approved 01/03/22	04/07/26
Forecast	\$ 12.03 M	Forecast 01/03/22	04/07/26
Actual	\$ 0.97 M	Project Percent Complete: 16.0%	

Key Milestones	Environmental Approval	Bid Advertisement	Construction NTP	Construction Final Completion
Current Forecast	11/14/23	05/10/23	11/28/23	09/09/25

Progress and Status:

The design criteria report was updated and finalized. The project team worked on developing the 95% design drawings, specifications, cost estimate, and constructability review. A workshop to present 95% design is scheduled to be held next quarter in February.

Issues and Challenges:

The increase in the forecasted project cost is due to a recent construction estimate developed in 2022 that demonstrates increases in base construction cost, additional process equipment costs, additional site development costs, and increased escalation costs.



Site visit with HHWP, Consultant, and EMB

8. ON-GOING CONSTRUCTION*

Construction Contract	Schedule			Budget		Variance (Approved - Forecast)		Percent Complete
	NTP Date	Approved Construction Final Completion**	Current Forecast Construction Final Completion	Approved Contract Cost	Current Forecast Cost**	Schedule (Cal Days)	Cost	
Water Infrastructure								
10035575 - SJPL Valve & Safe Entry Improvement - (Contract A) - HH-1005	05/16/22	09/13/24	09/13/24	\$11,879,454	\$11,879,454	0	\$0	11.7%
10035575 - SJPL Valve & Safe Entry Improvement - (Contract B) - HH-1006	11/07/22	09/11/24	09/11/24	\$12,981,989	\$12,981,989	0	\$0	0.0%
Power Infrastructure								
10014086 - Moccasin Powerhouse Transformers Installation (Contract A) - HH-1003R	06/07/21	05/23/23	05/23/23	\$3,940,319	\$3,940,319	0	\$0	78.7%
10014086 - Moccasin Powerhouse Generator Rehab (Contract B) - DB-121R2	06/21/21	06/17/24	06/17/24	\$28,898,986	\$28,898,986	0	\$0	24.9%
10014087 - Warnerville Substation - DB-127R **	10/05/17	03/31/24	03/31/24	\$14,591,450	\$14,591,450	0	\$0	90.4%
10035721 - Transmission Lines 7/8 Upgrade - HH-1007	09/28/22	07/26/24	07/26/24	\$26,378,155	\$26,378,155	0	\$0	2.32%
Joint Infrastructure								
10030758 - OSH Dam Access & Drainage Improvement - HH-1002R	09/27/21	08/21/22	01/10/23	\$1,648,556	\$1,648,556	(142)	\$0	99.4%
10014114 - Mountain Tunnel Improvement - HH-1000R	01/29/21	12/03/26	12/03/26	\$152,870,508	\$155,567,864	0	(\$2,697,356)	37.4%

Note: * This table reflects Active Construction Contracts with an original contract amount greater than \$1M.

** The Forecast Cost includes all approved, pending, and potential change orders; and Final Completion includes all approved, pending, and potential change orders, and trends.

8. ON-GOING CONSTRUCTION* (CONT'D)

	Approved	Current	Variance	
	Contract Cost	Forecast Cost	Cost	Percent
Program Total for On-Going Construction	\$253,189,417	\$255,886,773	(\$2,697,356)	(1.1%)

Note: * This table reflects Active Construction Contracts with an original contract amount greater than \$1M.

** The Forecast Cost includes all approved, pending, and potential change orders; and Final Completion includes all approved, pending, and potential change orders, and trends.

9. PROJECTS IN CLOSEOUT

Project Title	Current Approved Construction Phase Completion	Actual Construction Phase Completion	Current Approved Construction Phase Budget	Construction Phase Expenditures To Date
Water Infrastructure				
Water Conveyance (Water)				
10035574 - SJPL Tesla Valves Replacement	07/29/22	10/28/22	\$1,948,649	\$916,008
Power Infrastructure				
Powerhouse				
10014075 - Holm and Other Powerhouse Projects	05/14/21	05/14/21	\$12,959,275	\$12,636,797
TOTAL			\$14,907,924	\$13,552,805

10. COMPLETED PROJECTS

There are no completed projects

This page is intentionally left blank

APPENDICES

A PROJECT DESCRIPTIONS

B APPROVED PROJECT LEVEL SCHEDULES / BUDGETS

C LIST OF ACRONYMS



This page is intentionally left blank



APPENDIX A. PROJECT DESCRIPTION

WATER INFRASTRUCTURE

Water Conveyance (Water)

10035574 SJPL Tesla Valves Replacement

This original project was to replace four large diameter butterfly valves, TUV 101 to 401, at Tesla Valve Vault so that the San Joaquin Pipelines (SJPL) could be safely isolated individually without the entire system shutdown. This would also improve safety to enter the pipelines for maintenance and inspection purposes. After the planning phase of the SJPL Valve and Safe Entry Improvement project (Project 10035575), it was recommended that the scope of the SJPL Tesla Valve Replacement be reduced to focus on completing the replacement of TUV101 only. The remainder of the work will be combined with the work of SJPL Valve and Safe Entry Improvement. The proposed baseline has been reduced by \$3.64m, from \$7.38m to \$3.74m, to reflect this reduction in scope.

10035575 SJPL Valve and Safe Entry Improvement

The SJPL Entry Assessment and Valve Improvement Project involves the three parallel transmission pipelines that stretch approximately 48-miles across the San Joaquin Valley from Oakdale Portal on the east to Tesla Portal near the City of Tracy on the west, with a partial fourth pipeline consisting of a 6.4-mile Eastern Segment and an 11-mile Western Segment. The four pipelines were built between 1932 and 2012, respectively, and range from 56- to 79.5-inches in diameter. As part of the WSIP, valve vaults were constructed along the SJPL System at various locations to increase operational flexibility and the overall reliability of the SJPL System. The valves are not sufficiently rated for hydrostatic or transient/surge pressures resulting in an unsafe condition for personnel to enter the pipelines unless there is a complete shutdown of the Hetch Hetchy Regional Water System (HHRWS). Given the age and condition of the SJPLs, work must be able to occur while the HHRWS is in service. The objective of this project is to allow safe entry into any and all sections of the SJPLs for inspection and maintenance while the remainder of the system stays in operation. This project will allow for isolation of the pipelines to prevent a water engulfment hazard during a Permit-Required Confined Space (PRCS) entry of a pipeline. In addition, replacement of the butterfly valves TUV 201 through 401, originally planned under SJPL Tesla Valves Replacement will be completed under this project.

Water Infrastructure Project Development

10014072 WATER ONLY/PROJ DEV

The Project Development (PD) Account captures Program level expenditures. There are four types of charges that will be allocated to the PD Account: 1) Task orders for overall program management and project prioritization tasks, where the costs should be distributed over all CIP Projects. 2) Infrastructure and Hetchy staff performing program level tasks including: capital plan development, budget management (including fund management, and cost reallocations); Unifier and Quarterly Report generation tasks, where the costs should be distributed over all CIP Projects. 3) Portal support for the existing SharePoint Portal (includes document management and project dashboard reporting) 4) Work Outreach program.

APPENDIX A. PROJECT DESCRIPTION CONT'D**POWER INFRASTRUCTURE****Powerhouse****10036809 Moccasin Powerhouse Bypass Upgrades**

Provide a reliable hydraulic bypass and energy dissipation system conveying water around the turbines to the Moccasin Reservoir Bypass Pipeline. Upgrade/replace high pressure energy dissipating valves, control systems, and associated structures to absorb 1,147 feet of pressure head and 430 cubic feet per second flow without damage.

10014086 Moccasin Powerhouse and GSU Rehabilitation

Moccasin Powerhouse Generators were completed in 1969 and generate a combined maximum output of 110 Megawatts. Both generator units have exceeded their life expectancy and need repair in order to continue operating reliably. Since their original installation, the generators have not had any major maintenance work done (no rewinds or overhauls). The objective of this project is to replace stator cores and coils. The scope of work also includes entire field pole replacement, replacement of the rotor pole/rim tail connection system with a new T-tail connection system, and supply of a new rotor rim for each generator following inspection and testing. The project will also involve replacement of two generator step-up transformers (GSU's), and power plant systems upgrades including: replacing 480V switchgear, 13.8kV switchgear, motor control centers, main control boards, protective relays, cooling water piping, and improving oil containment systems. The work is divided into three phases: Phase 1 - Generator Rehabilitation Phase 2 - GSU Replacement Phase 3 - Power Plant Systems Upgrades.

10014075 Holm and Other Powerhouse Projects

PLEASE NOTE: This project has been replaced by 10036104 and will not be requesting any additional funding in the Capital Plan. The powerhouses are made up of the following systems: 1) Turbine and governors; 2) Generator and excitation; 3) Electrical - Power train, station service and protection systems; 4) Step-up transformers; and 5) Mechanical systems. Rehabilitation costs for categories 1, 2, and 4 above are estimated at about 85% of total powerhouse rehabilitation costs (excluding building costs) and will be performed by Infrastructure. This project will fund: 1) Project under categories 3 and 5; 2) Unplanned failures for all categories; and 3) Managing replacement of assets with shorter life expectancies. Examples of electrical and mechanical systems covered in this project include inverters, breakers in 480V switchgear, 480V Motor Control Centers, electrical protective relays, cooling water piping/tubing, turbine shut-off valve control water piping/tubing, station air compressor, SCADA/control system, and vibration monitoring.

10036810 Kirkwood Powerhouse Bypass Upgrades

Provide a reliable hydraulic bypass and energy dissipation system conveying water around the turbines to the Kirkwood Powerhouse Bypass Chamber and Mountain Tunnel. Upgrade/replace high pressure energy dissipating valves, control systems, and associated structures to absorb 1,245 feet of pressure head and 430 cubic feet per second flow without damage.

Switchyard & Substations (Power)**10014087 Warnerville Substation Rehabilitation**

The additional funding request is to cover the remaining work for Warnerville Substation Rehabilitation project. Under Design Build Contract #DB-127R, installation of some 230kV equipment was deleted from

the contract but procured including circuit breakers, switches, insulators, and current voltage transformers. This remaining work includes the replacement of, four oil circuit breakers, bushings, surge arrestors, disconnect switches, current voltage transformer, insulators, relay protection, and other ancillary equipment. The Planning of the remaining work is expected to start in August 2020. Project Estimate is approximately \$6.2 Million.

Transmission Lines

10035721 Transmission Lines 7/8 Upgrades

BACKGROUND: The San Francisco Public Utilities Commission (SFPUC) electric transmission lines 7/8 conveys power from Warnerville Substation to Modesto Irrigation District's Standiford Substation. The SFPUC must accommodate additional power flowing across its transmission system due to grid interconnection requests from independent power generators interconnecting on the California Independent System Operator (CAISO). This is a requirement for SFPUC and HHWP obligations as a neighboring provider of electric transmission service. Studies performed by the SFPUC indicate the principal impact to its system is an overload of 115kV Lines 7&8 between HHWP Warnerville Substation and MID Standiford Substation under contingency conditions if interconnections are made without modification to the system's capacity. Without modifications, the SFPUC and HHWP transmission system could face reliability issues. Reconductoring also resolves multiple locations where the clearance between the existing conductors and the ground or structures does not meet current safe clearance regulations.

DESCRIPTION: This project develops the scope of work, design, and contract documents necessary to bid, award, and manage the reconductoring contract. Reconductoring will include replacement of the existing 115kV conductors on Lines 7/8 from Warnerville to Standiford substations, resulting in improved transmission tower stability, and resolved clearance detections. The project will be partially funded by independent power generators interconnecting on the California Independent System Operator (CAISO) and the Transmission Line Clearance Mitigation Project (10014089).

Power Infrastructure Project Development

10014092 POWER ONLY/PROJ DEVELP

The Project Development (PD) Account captures Program level expenditures. There are four types of charges that will be allocated to the PD Account: 1) Task orders for overall program management and project prioritization tasks, where the costs should be distributed over all CIP Projects. 2) Infrastructure and Hetchy staff performing program level tasks including: capital plan development, budget management (including fund management, and cost reallocations); and Quarterly Report generation tasks, where the costs should be distributed over all CIP Projects. 3) Portal support for the existing SharePoint Portal (includes document management and project dashboard reporting) 4) Work Outreach program.

APPENDIX A. PROJECT DESCRIPTION CONT'D**JOINT INFRASTRUCTURE****Water Conveyance (Joint)****10014088 Moccasin Penstock Rehabilitation**

Moccasin Penstock was built in the early 1920's and conveys water from Moccasin Tunnel to Moccasin Powerhouse. A Condition Assessment Report, Phase I was submitted in 2011 by CH2M Hill. The reports identified numerous deficiencies. The penstocks contain segments of hammer forged welded steel (HFWS) that has experienced failures in the past. This type of HFWS pipe has a history of brittle fracture failure at both Pacific Gas & Electric and Southern California Edison Penstocks. In addition, issues have been identified regarding the anchor/saddle system with respect to Alkali Reactive Silica which degrades the concrete. An Alternative Analysis Report and a Design Criteria report were submitted by MWH/Stantec in 2016. Due to lack of funds in the previous budget cycle, the project scope was reduced to limit the repair to one penstock. The design of the rehabilitation work for one penstock was completed and went out for bid. Because of the 2018 March Storm event and concerns about the isolation point at West Portal, the construction contract was terminated before the contractor started work. In view of long term asset reliability, HHWP decides to revisit the scope to include the rehabilitation work of both penstocks and other upgrade. The proposed new scope of this project includes rehabilitation of anchors blocks, penstock coating, penstock saddle, air valves, large diameter butterfly valves, bifurcation sections and flow meters; and upgrade of electrical system, power transformers, standby generator in the West Portal Valve House, and bulkhead isolation valves in the surge tower. The proposed project budget detailed below does not include the replacement of all HFWS pipes. This project will continue with the planning phase in FY2018-19 and further investigate if the HFWS in its' current condition meets the 100-year life span criteria. The existing allocated funds will be sufficient through Planning and Design Phases. The additional funding request is for additional scope in construction.

Dams & Reservoirs (Joint)**10030758 OSH Dam Access and Drainage**

The key objective of this project is to fall protection safety for Hetch Hetchy Water and Power (HHWP) operators inside the O'Shaughnessy Dam by installing fall protection systems that are in conformance with the updated Occupational Safety and Health Administration (OSHA) requirements, including ladders and landings with safety cage and/or fall restraint systems.

10032903 O'Shaughnessy Dam Outlet Works Phase I

O'Shaughnessy Dam (OSH) was completed in 1923 and raised in 1938. The original outlet works including gates and valves have been in services for more than 98 years. Inspections, condition assessments, and studies concluded that improvements and refurbishments of the outlet works system are needed to ensure safety and reliability. The work will be implemented in two phases. This project is to cover the Phase 1 work. The O'Shaughnessy Dam Outlet Works Phase 1 Project addresses the identified deficiencies of the existing outlet works system at OSH. Phase 1 will include five projects: (1) supply and installation of nine new bulkheads; (2) improvements to the existing dam drainage system, repair cracks and joints, and lighting; (3) replacement of existing Instream Flow Release (IFR) valves; (4) NAR and AAR for twelve existing slide gates; and (5) NAR and AAR for the existing drum gates. The existing control gates and valves are essential features for dam safety and reservoir operation. The project is needed to maintain safe and reliable operation of these aging assets. Failure or malfunction of these gates and valves will affect dam safety and result in reduction of storage and reduction of water deliveries to SFPUC customers.

10037351 Moccasin Dam & Reservoir Long-Term Improvements

The flow capacity of the existing spillway is inadequate to protect the Moccasin Dam against overtopping and erosion from severe flood events. The dam almost overtopped during the March 2018 storm event when flows were released from the auxiliary spillway and caused significant damage to the auxiliary spillway. The surrounding areas and the upstream diversion dam also sustained damage from the flood. This project is needed for dam safety. The objective of this project is to increase the spillway flow capacity to allow safe passage of flood flows without overtopping the dam and to protect the associated facilities within the Moccasin reservoir boundary against flood damages.

10014115 Cherry Dam Spillway - Short Term Improvements

A spillway release from Cherry Dam in 2010 caused a landslide, blockage of the spill channel, and extensive erosion in the close proximity of the dam's right abutment. In addition, it caused flooding of the Cherry Power Tunnel Adit, and flooding of a campground further downstream. Engineering studies determined that significant long-term improvements to increase the spillway flow capacity are needed to maintain dam safety. The objective of this project is to re-establish containment for the breached spill channel section and to protect the downstream slope of the existing embankment dam from uncontrolled releases and erosion in the interim until the long-term improvements are implemented.

Mountain Tunnel**10014114 Mountain Tunnel Improvement Project**

Constructed between 1917-25, Mountain Tunnel (MT) is a critical, non-redundant link in the Hetch Hetchy water system, conveying SFPUC water supply from Kirkwood Powerhouse to Priest Reservoir. Due to the tunnel's 90 years of operation, deferred maintenance, as well as the construction deficiencies in the early 1900s, sections of the tunnel have deteriorated, some more extensively than others. MT improvements to enhance SFPUC's ability to provide reliable, high-quality water to its customers, will be carried out through three projects: 1. MT Adits & Access Improvement 2. MT Inspection and Repair 3. MT Tunnel Improvements. Mountain Tunnel Adits & Access Improvement Project will enlarge Adits 5/6 and 8/9 to accommodate quick entry of construction crews and equipment into the tunnel; and will improve access roads to the said adits. Mountain Tunnel Inspection & Repairs Project provides for a tunnel inspection in 2017 to update the Condition Assessment conducted in 2008, as well as short-term repairs in 2017 and 2018 to reduce the risk of failures in the concrete lining prior to the long-term project being implemented. Mountain Tunnel Improvements (Rehabilitation) Project was selected for the design and construction of the preferred engineering alternative that will keep this vital component of the Hetch Hetchy Water and Power System in reliable service for years to come. Budget and schedule is based on the Mountain Tunnel Improvement which has an anticipated construction phase between from 2021 to 2027 (MRN 238-241, 244, 245) **This is the Water portion of the Mountain Tunnel project.

Roads & Bridges (Joint)**10035086 Bridge Replacement**

HHWP is responsible for maintaining 14 bridges located in the Cherry, Eleanor and Hetch Hetchy region. Condition assessment has identified the need for rehabilitation and/or replacement (age and to meet current seismic design criteria). Two of the fourteen bridges require substantial modification or replacement and have been combined into this project. This project includes rehabilitation and/or replacement of O'Shaughnessy Adit Access Bridge; and Lake Eleanor Dam Bridge. The Lake Eleanor Dam Bridge is a structural component of the Lake Eleanor Dam which is integral to the structural/seismic integrity of the arch dam and should be addressed immediately. The O'Shaughnessy Adit Access Bridge

was built in 1960. It is approximately 84 feet long and is a four-span simply supported bridge with a timber deck and concrete piers. It is located right at the downstream of O'Shaughnessy Dam and provides on land two-way access to Canyon Tunnel.

Tunnels (Joint)

10014108 Canyon Tunnel Rehabilitation

Canyon Tunnel was built over 55 years ago. A condition assessment was performed on the tunnel in 2009 and the tunnel is in generally good condition with the exception of the Hetchy Adit, a tunnel access point. Temporary repairs have been made to the "plug" at this adit twice (1989, 2009), but permanent repairs are needed to reduce leakage and increase reliability of the system. Project scope includes installation of a new reinforced concrete plug downstream of the existing plug. This project is being delayed because of boundary correction issues.

Utilities (Joint)

10014110 Moccasin Wastewater Treatment Plant

The Moccasin Wastewater Treatment Plant (WWTP) provides primary treatment of wastewater from Moccasin Compound prior to discharging the treated water to a nearby spray field. The WWTP was constructed in the 1970s and has been in continuous operation since its installation. The WWTP has reached the end of its reliable service life, and is becoming increasingly maintenance intensive. The scope of work is to replace the existing plant with a package two-train sequencing batch reactor (SBR) plant with grit removal and screening facilities, upgraded electrical and flow monitoring systems, flow equalization, SCADA instrumentation and automation features, and related site improvements.

Joint Infrastructure Project Development

10014116 JOINT - PROJECT DEVELOPMENT

The Project Development (PD) Account captures Program level expenditures. There are four types of charges that will be allocated to the PD Account: 1) Task orders for overall program management and project prioritization tasks, where the costs should be distributed over all CIP Projects. 2) Infrastructure and Hetchy staff performing program level tasks including: capital plan development, budget management (including fund management, and cost reallocations); Unifier and Quarterly Report generation tasks, where the costs should be distributed over all CIP Projects. 3) Portal support for the existing SharePoint Portal (includes document management and project dashboard reporting) 4) Work Outreach program.

APPENDIX B. Hetch Hetchy Capital Improvement Program Approved Project Level Schedules/Budgets

Project Name	Approved Budget	Start	Finish	FY2022		FY2023		FY2024		FY2025		FY2026		FY2027		FY2028		FY2029		FY2030		FY2031		FY2032		
				FQ1	FQ2	FQ3	FQ4	FQ1	FQ2	FQ3	FQ4	FQ1	FQ2	FQ3	FQ4	FQ1	FQ2	FQ3	FQ4	FQ1	FQ2	FQ3	FQ4	FQ1	FQ2	FQ3
Hetchy Capital Improvement Program	\$862,306,192.00	03-Oct-11	30-Oct-35																							
Hetchy Hetchy Water Enterprise	\$862,306,192.00	03-Oct-11	30-Oct-35																							
Water Infrastructure	\$155,874,178.00	26-Mar-12	30-Jun-33																							
Water Conveyance (Water)	\$146,401,975.01	01-May-19	13-Mar-28																							
10035574 SJPL Tesla Valves Replacement	\$3,740,000.00	01-May-19	30-Dec-22																							
10035575 SJPL Valve and Safe Entry Improvement	\$142,661,975.00	01-Jul-19	13-Mar-28																							
Water Infrastructure Project Development	\$9,472,203.00	26-Mar-12	30-Jun-33																							
10014072 WATER ONLY/PROJ DEV	\$9,472,203.00	26-Mar-12	30-Jun-33																							
Power Infrastructure	\$205,300,184.00	29-May-12	30-Oct-35																							
Powerhouse	\$118,581,215.00	03-Sep-13	30-Oct-35																							
10014075 Holm and Other Powerhouse Projects	\$20,703,580.00	03-Sep-13	22-Aug-22																							
10014086 Moccasin Powerhouse and GSU Rehabilitation	\$66,713,635.00	04-Jan-16	03-Dec-27																							
10036809 Moccasin Powerhouse Bypass Upgrades	\$15,007,000.00	18-Sep-20	01-Dec-27																							
10036810 Kirkwood Powerhouse Bypass Upgrades	\$16,157,000.00	27-Feb-20	30-Oct-35																							
Switchyard & Substations (Power)	\$34,248,428.00	01-Sep-15	25-Nov-26																							
10014087 Wamerville Substation Rehabilitation	\$34,248,428.00	01-Sep-15	25-Nov-26																							
Transmission Lines	\$37,969,000.00	02-Dec-19	31-Jan-25																							
10035721 Transmission Lines 7/8 Upgrades	\$37,969,000.00	02-Dec-19	31-Jan-25																							
Power Infrastructure Project Development	\$14,501,541.00	29-May-12	30-Jun-33																							
10014092 POWER ONLY/PROJ DEVELP	\$14,501,541.00	29-May-12	30-Jun-33																							
Joint Infrastructure	\$501,131,830.00	03-Oct-11	30-Jun-33																							
Water Conveyance (Joint)	\$47,251,363.00	01-Feb-16	28-Feb-28																							
10014088 Moccasin Penstock	\$47,251,363.00	01-Feb-16	28-Feb-28																							
Dams & Reservoirs (Joint)	\$136,883,506.01	01-Mar-17	30-Jun-28																							
10032903 O'Shaughnessy Dam Outlet Works Phase I	\$47,894,099.00	01-Feb-18	16-Sep-25																							
10030758 OSH Dam Access and Drainage Improvements	\$3,952,211.00	01-Mar-17	28-Feb-23																							
10037351 Moccasin Dam Long-Term Improvements	\$73,176,231.00	03-May-21	30-Jun-28																							
10014115 Cherry Dam Spillway - Short Term Improvem	\$11,860,965.00	01-Mar-21	30-Jun-27																							
Mountain Tunnel	\$238,218,951.01	03-Oct-11	03-Jun-27																							
10014114 Mountain Tunnel Improvement Project	\$238,218,951.01	03-Oct-11	03-Jun-27																							
Road and Bridges (Joint)	\$29,370,881.00	27-Feb-20	01-Jul-27																							
10035086 Bridge Replacement (4 - Bridges)	\$29,370,881.00	27-Feb-20	01-Jul-27																							
Tunnels (Joint)	\$8,428,813.00	03-Feb-14	01-Sep-26																							
10014108 Canyon Tunnel Rehabilitation	\$8,428,813.00	03-Feb-14	01-Sep-26																							
Utilities (Joint)	\$8,794,549.00	03-Jan-22	07-Apr-26																							
10014110 Moccasin Wastewater Treatment Plant	\$8,794,549.00	03-Jan-22	07-Apr-26																							
Joint Infrastructure Project Development	\$32,183,767.00	25-Jun-12	30-Jun-33																							
10014116 JOINT - PROJECT DEVELOPMENT	\$32,183,767.00	25-Jun-12	30-Jun-33																							




APPENDIX C. LIST OF ACRONYMS

AAR	Alternative Analysis Report
BLM	Bureau of Land Management
CAISO	California Independent System Operator
CATEX	Categorical Exemption
CCTV	Closed-Circuit Television
CEQA	California Environmental Quality Act
CER	Conceptual Engineering Report
CIP	Capital Improvement Program
CRT	Coast Range Tunnel
DB	Design-Build
DCR	Design Criteria Report
DSOD	Division of Safety of Dams
EMB	Engineering Management Bureau
FCF	Flow Control Facility
FY	Fiscal Year
GSU	Generator Step-Up
GWH	Gigawatt Hours
HCIP	Hetch Hetchy Capital Improvement Program
HH	Hetch Hetchy
HHWP	Hetch Hetchy Water and Power
HPH	Holm Powerhouse
IFR	Instream Flow Release
JOC	Job Order Contract
KPH	Kirkwood Powerhouse
MGD	Million Gallons per Day
MID	Modesto Irrigation District
MPH	Moccasin Powerhouse
NAR	Needs Assessment Report
NERC	North American Electric Reliability Corporation
NTP	Notice to Proceed
OSH	O'Shaughnessy Dam
PD	Project Development
PG&E	Pacific Gas and Electric Company
PLC	Programmable Logic Controllers
PSI	Per Square Inch
R&R	Renewal and Replacement
SBR	Sequence Batch Reactor
SCADA	Supervisory Control and Data Acquisition
SFPUC	San Francisco Public Utilities Commission
SJPL	San Joaquin Pipeline
TSC	Technical Steering Committee
TTF	Tesla Treatment Facility
TUV	Tesla Ultra Violet
TVH	Tesla Valve House
WSIP	Water System Improvement Program
WWTP	Wastewater Treatment Plant



DATE: June 22, 2023

TO: Commissioner Newsha Ajami, President
 Commissioner Sophie Maxwell, Vice President
 Commissioner Tim Paulson
 Commissioner Anthony Rivera
 Commissioner Kate Stacy

FROM: Dennis J. Herrera, General Manager 

RE: Hetch Hetchy Capital Improvement Program
 Quarterly Report (3rd Quarter / FY 2022-2023)

Enclosed please find the Hetch Hetchy Capital Improvement Program (HCIP) Quarterly Report for the 3rd Quarter (Q3) of Fiscal Year (FY) 2022-2023. The primary intent of the report is to provide the Commission, stakeholders, and the public with a status summary of the HCIP based on data for the period of January 1, 2023 to March 31, 2023.

Attachment


- London N. Breed**
Mayor
- Newsha K. Ajami**
President
- Sophie Maxwell**
Vice President
- Tim Paulson**
Commissioner
- Anthony Rivera**
Commissioner
- Kate H. Stacy**
Commissioner
- Dennis J. Herrera**
General Manager



This page is intentionally left blank.



San Francisco
Water Power Sewer
Services of the San Francisco Public Utilities Commission



QUARTERLY REPORT

Hetch Hetchy Capital Improvement Program
January 2023 – March 2023

Published: June 22, 2023

This page is intentionally left blank.

EXECUTIVE SUMMARY

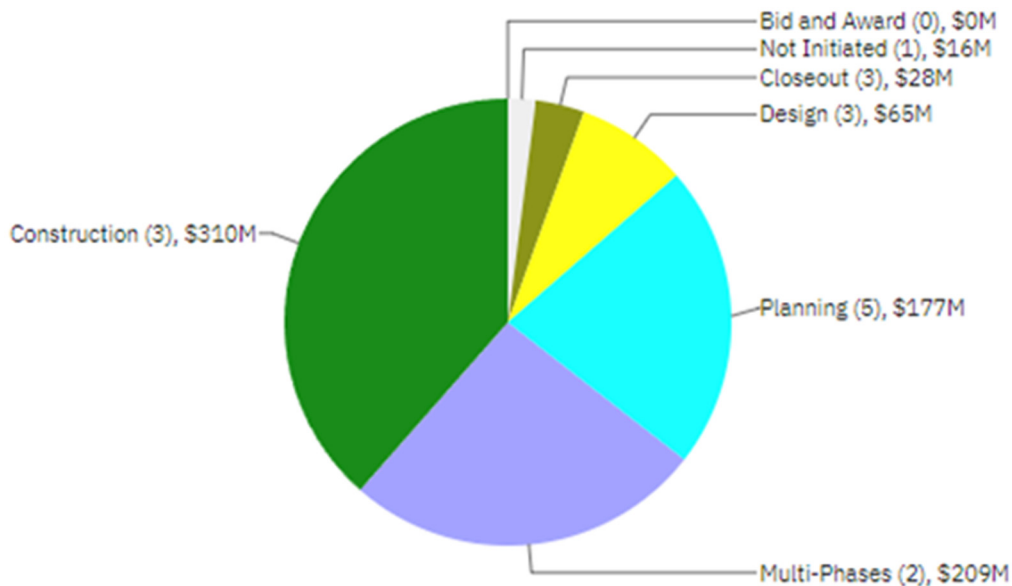
This quarterly report provides a summary update on the Hetch Hetchy Capital Improvement Program (HCIP) that is part of the larger Hetch Hetchy Water Capital Improvement Program. The primary intent of the report is to provide the Commission, stakeholders, and the public with a status summary of the HCIP based on data for the period of January 1, 2023 to March 31, 2023.

This quarterly report includes all approved HCIP projects in the Hetch Hetchy Water Capital Improvement Program according to the 10-Year Capital Plan for FY2022-23 to FY2031-32, presented to and adopted by the Commission on February 8, 2022 (2022 HCIP).

There are seventeen (17) projects in the 2022 HCIP together with three (3) project development (PD) accounts for program-level expenditures for each of the Water, Power, and Joint Programs. There were no projects added to or removed from the 2021 HCIP.

Program Current Status:

As of the end of the reporting period, the status of the 17 HCIP projects (excluding for these purposes the 3 Project Development (PD) accounts) is as follows: one (1) project not initiated, eight (8) projects in planning, design, or bid & award, three (3) projects in construction, two (2) projects that are multiple phases, and three (3) projects in closeout. During the quarter, one project moved from Planning to Design phase, and one project moved from Construction to Close-Out phase.



Approved Budget for Projects in Each Phase

The following Tables provide a high-level summary of the cost and schedule status for this program (including the 3 PD accounts).

Table A shows that the 2022 HCIP has a Current Approved Budget and Current Forecast Cost of \$862.31M and \$950.91M, respectively.

Table A. Program Cost Summary

Program	Expenditures To Date (\$ Million) (A)	Current Approved Budget (\$ Million) (B)	Q3/FY22-23 Forecast Costs (\$ Million) (C)	Cost Variance (\$ Million) (D = B - C)	Cost Variance Over Reporting Period * (\$ Million) (E)
Program Total	\$241.72	\$862.31	\$950.91	(\$88.60)	(\$54.97)

* Negative number reflects cost increases since last quarter, and positive number reflects cost reduction since last quarter.

Table B shows that the 2022 HCIP has an Approved and Forecast Completion Date of 10/30/35.

Table B. Current Approved vs. Current Forecast Schedule Dates

Program	Current Approved Project Start	Actual Start	Current Approved Completion	Current Forecast Completion	Schedule Variance (Months)
Overall HCIP Program	10/03/11	10/03/11 A*	10/30/35	10/30/35	-

* "A" is used after a date to represents an actual date as opposed to a forecast or approved date.

Program Key Updates:

The key updates for the HCIP include:

- The water delivery outage of the Hetch Hetchy transmission system was delayed due to winter storms that caused turbidity in regional reservoirs and temporarily reduced the capacity of the Regional Water System treatment plants. The system shutdown start date was delayed from January 3 to January 24, and the outage was shortened from 60 days to 49 days. This affected several HCIP projects in construction.
- For the SJPL Valve and Safe Entry Improvements project, the Phase 1A construction was impacted by the delay to the start of the Hetch Hetchy water system outage and by the shorter outage duration of 49 days. The contractor worked extended shifts to successfully complete the valve replacements and installation of removeable spool pieces within the shorter shutdown window.

- For Moccasin Powerhouse Bypass Upgrades project, the conceptual engineering report for the Moccasin Powerhouse Bypass Upgrade project was completed. Construction costs are forecasted to be higher than in the approved budget due to scope refinement, increase in raw material cost, and increase in construction management costs.
- For Moccasin Powerhouse and Generator Step-Up Unit (GSU) Rehabilitation contract HH-1003R, the second GSU transformer was connected, and the contract achieved Substantial Completion. For the Generators Rewind contract DB-121R2, the contractor received major generator components and prepared for construction mobilization in May. The MPH Systems Upgrade subproject completed a conceptual engineering cost estimate with higher costs than budgeted due to scope addition and refinement, higher materials costs, and additional recommended construction management and support costs.
- For Transmission Lines 7/8 Upgrades project, the contractor started concrete foundation work, installed temporary guard structures for road crossings, and continued with material procurement for installation of the new conductors.
- For the Moccasin Penstock Rehabilitation, pipeline inspection and testing work was completed during the quarter. Alternatives analysis workshops were held with five evaluation panels. Workshops in the next quarter will be held to rank the proposed alternatives.
- For O'Shaughnessy Dam Outlet Works Phase 1, Subproject A (Bulkhead), the progress-design-build specification and bid package (DB-135) for the bulkhead system was advertised for bid in January 2023. Three proposals were received from bidders in March 2023.
- For subproject B (Drainage and Misc. Improvements), the scope of the needed remediation for the drainage, cracks, joints, and lighting in the dam is being finalized.
- For subproject C (Instream Flow Release (IFR) Valve Replacement), the specification and bid package (HH-1011) for the project was advertised for bid in March 2023.
- For subprojects D (Slide Gate) and E (Drum Gate), the engineering consultant continued work on the needs assessment.
- For the Mountain Tunnel Improvements Project, Outage No. 2 was delayed three weeks and reduced from 60 days to 49 days due to the winter storms' impact on the Regional Water System treatment plants. Work included installing and connecting the upstream and downstream bypass tunnels and large diameter water piping for the new Flow Control Facility and connecting and integrating the new Priest Adit with the Mountain Tunnel. A new rock trap was constructed just above the new upstream bypass tunnel along with completely backfilling the former section of the Mountain Tunnel with grout between the upstream and downstream bypass tunnels. Water is now flowing through the Flow Control Facility. Discussions between the contractor and the City are taking place regarding possible alternatives to the original design for construction of the South Fork Siphon Extension.

This page is intentionally left blank

Quarterly Report

Hetch Hetchy Capital Improvement Program

TABLE OF CONTENTS

HETCH HETCHY WATER AND POWER (HHWP) – WATER DIVISION CAPITAL IMPROVEMENT PROGRAMS

INTRODUCTION

HETCH HETCHY CAPITAL IMPROVEMENT PROGRAM (HCIP)

1. Program Description
2. Program Status
3. Program Cost Summary
4. Program Schedule Summary
5. Budget and Schedule Trend Summary
6. Project Performance Summary
7. Project Status Report
8. On-Going Construction
9. Projects in Closeout
10. Completed Projects

APPENDICES

- A. Project Descriptions
- B. Approved Project Level Schedules/Budgets
- C. List of Acronyms

This page is intentionally left blank.

**HETCH HETCHY WATER AND POWER (HHWP)–
WATER DIVISION CAPITAL IMPROVEMENT PROGRAMS**

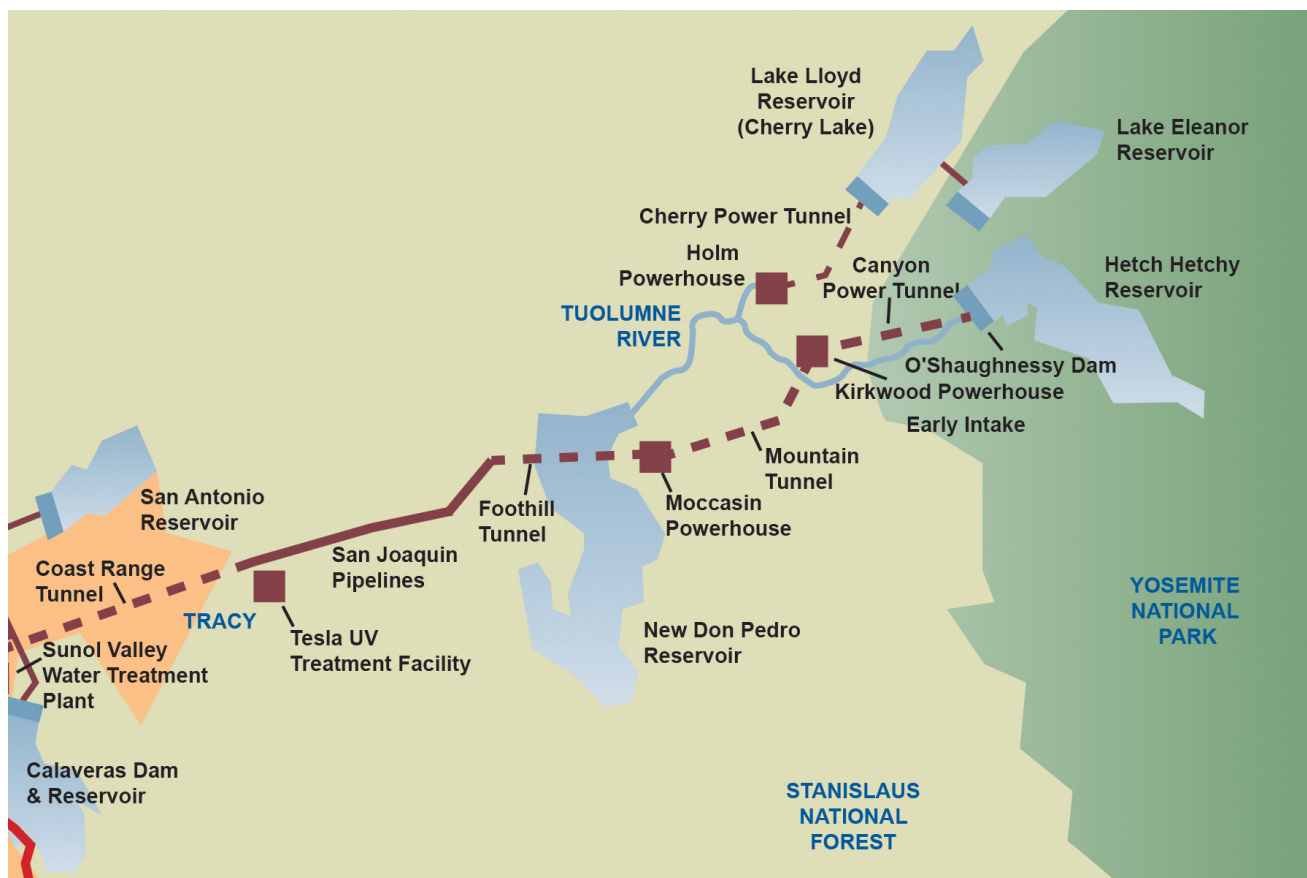
This page is intentionally left blank

INTRODUCTION

The Hetch Hetchy Water and Power (HHWP) Water Division is the division responsible for operating, managing, and maintaining the HHWP system and facilities. This includes water facilities that are part of the Regional Water System from Hetch Hetchy Reservoir, located in Yosemite National Park, to Alameda East Portal, located in Sunol Valley and power facilities located from Early Intake to Newark. The HHWP Water Division operates, manages, and maintains three impoundment reservoirs, three regulating reservoirs, four powerhouses, one switchyard, three substations, 170 miles of pipeline and tunnels, almost 50 miles of paved road, over 160 miles of transmission lines, watershed land, and right-of-way property. HHWP Water Division provides 85 percent of the San Francisco Public Utilities Commission (SFPUC) water supply for 2.7 million residential, commercial, and industrial customers in Alameda, Santa Clara, San Mateo, and San Francisco counties. On average, HHWP Water Division generates about 1,650 gigawatt hours (GWH) of clean hydro-generated power annually. A majority of HHWP staff is based in Moccasin, CA, which is 140 miles east of San Francisco.

The HHWP Water Division's capital improvement programs are divided into two programs: Hetch Hetchy Capital Improvement Program (HCIP) and Renewal and Replacement (R&R). This report provides a quarterly status update on the HCIP, a group of capital improvement projects that are greater than \$5M in value and have been approved by the Commission as part of the SFPUC's 10-Year Capital Improvement Program. The status of the Hetch Hetchy R&R projects is reported annually in the Annual Report on Water Enterprise-Managed Capital Improvement Projects.

The map below shows the location of the assets and facilities associated with HHWP.



This page is intentionally left blank

HETCH HETCHY CAPITAL IMPROVEMENT PROGRAM (HCIP)

This page is intentionally left blank

1. PROGRAM DESCRIPTION

The Hetch Hetchy Capital Improvement Program (HCIP) is a multi-year group of capital projects to upgrade existing, aging infrastructure so that it will meet the challenges of today and the future. These projects will deliver improvements that enhance the SFPUC's ability to provide reliable, affordable, high quality water to its 2.7 million customers in an environmentally sustainable manner. The goals are to 1) provide capital improvements needed to cost-effectively ensure that water quality, seismic reliability, delivery reliability, and water supply objectives established for the Regional Water System facilities managed by HHWP are met, while 2) optimizing the benefits of HHWP power facilities operations. Ongoing development of the HCIP will sustain the Regional Water System's status as an unfiltered water source and a gravity-driven system.

The scope of HCIP is divided into three major project types: Water, Power, and Joint. The Water sub-program includes only asset improvements benefiting the SFPUC's water customers. The Power sub-program includes only asset improvements used to generate environmentally friendly hydroelectric energy. The Joint sub-program includes projects for assets that are used for both water delivery and power generation. In addition, projects in each sub-program of the HCIP have been further organized by asset type consisting of the following:

Water Infrastructure

- Water Conveyance – projects to enhance the reliability of water delivery through pipelines and penstocks, allowing for both delivery of water to SFPUC customers and delivery of water to powerhouses for power generation.

Power Infrastructure

- Powerhouse – projects to improve facilities at the Holm, Kirkwood, and Moccasin powerhouses.
- Switchyard & Substations – projects to meet operational objectives for power, including reliability, regulatory compliance, and sustainability.
- Transmission Lines – projects to expand or improve power assets for electricity transmission

Joint (Water and Power) Infrastructure

- Dams & Reservoirs – projects to improve assets used for storage and delivery of water to SFPUC customers, as well as for water storage for power generation.
- Mountain Tunnel – projects to address deficiencies with the Mountain Tunnel, a critical, non-redundant link in the Hetch Hetchy and Regional Water System that conveys water from Kirkwood Powerhouse to Priest Reservoir.
- Roads & Bridges – projects to replace or improve bridges that are utilized to access HHWP assets.
- Tunnels – projects to repair tunnels along the HHWP system (other than Mountain Tunnel).
- Utilities – projects to expand or improve utilities for asset and work locations such as water and wastewater treatment facilities.
- Buildings – projects to provide safe and code compliant work spaces.

2. PROGRAM STATUS

This Quarterly Report presents the progress made on HCIP between January 1, 2023 and March 31, 2023. This document serves as the third (3rd) Quarterly Report in Fiscal Year 2022-2023 (FY23) published for the HCIP.

This quarterly report includes all HCIP projects in the Hetch Hetchy Water Capital Improvement Program according to the 10-Year Capital Plan for FY2022-23 to FY2031-32 (FY23-32 CIP), presented to and adopted by the Commission on February 8, 2022, under Resolution No. 22-0031 (2022 HCIP).

There are seventeen (17) projects in the 2022 HCIP together with (3) project development (PD) accounts for program-level expenditures for each of the Water, Power, and Joint Programs. A description of each project and of each project development account is provided in the Appendix A of this Report.

The accrued PD expenditures are included in the Cost Summary in Table 3 in order to give an accurate report of the overall HCIP cost performance.

Figure 2.1 shows the total Approved Budget for all seventeen (17) projects in each phase of the program as of March 31, 2023 (PD accounts do not have phases and are not included in Figure 2.1). The number of projects currently in each phase is shown in parentheses. During the quarter, one project moved from Planning to Design phase, and one project moved from Construction to Close-Out phase.

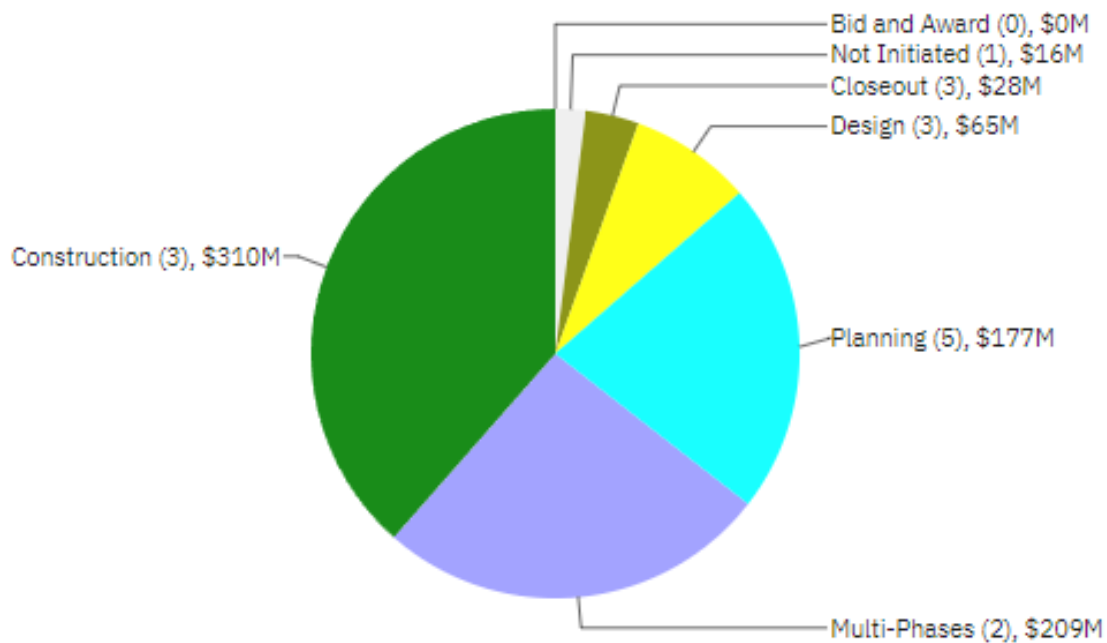


Figure 2.1 Approved Budget for Projects in Each Phase

Figure 2.2 shows the total number of projects in the following stages as of March 31, 2023: Pre-construction, Construction, and Post-construction.

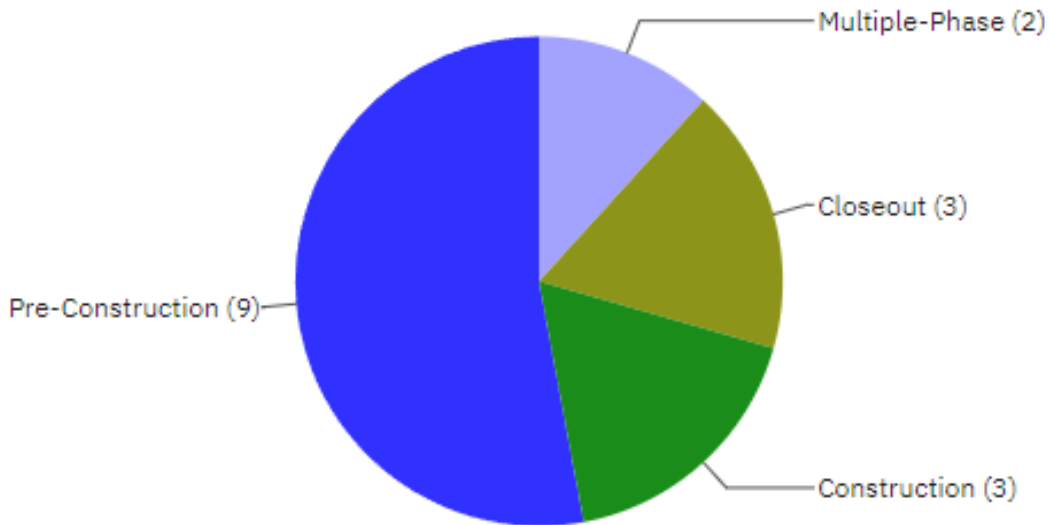


Figure 2.2 Number of Projects in Pre-construction, Construction, and Post-Construction

Figure 2.3 summarizes the environmental review status of the HCIP projects as of March 31, 2023. Environmental review is performed for projects under California Environmental Quality Act (CEQA).

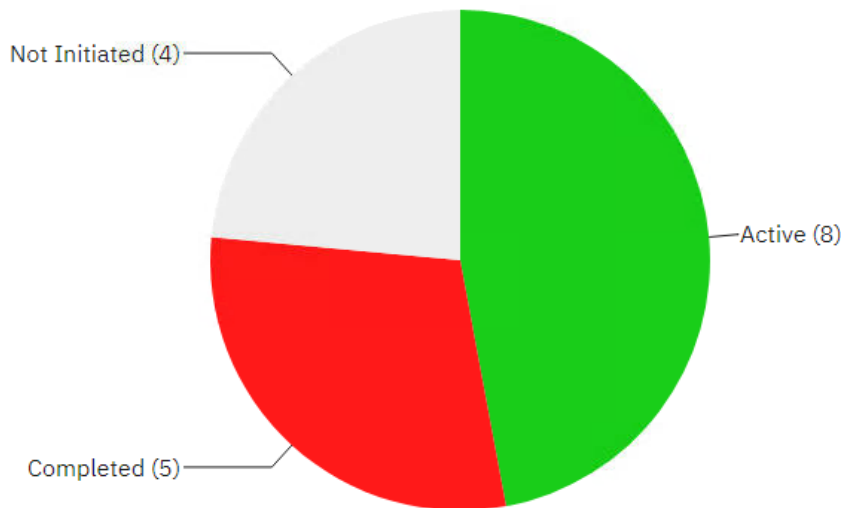


Figure 2.3 Program Environmental Review

3. PROGRAM COST SUMMARY

Table 3 provides an overall cost summary of the 17 HCIP projects and 3 HCIP PD accounts at the end of the quarter. It shows the Expenditures to Date, Current Approved Budget, Current Forecast Cost, the Cost Variance between the Approved and Forecast Costs, and the Cost Variance Over the Reporting Period (difference between cost forecasts reported in Q2/FY22-23 and in Q3/FY22-23). The Current Approved Budget and Forecast Cost for the HCIP under the FY23-32 CIP are \$862.31 million and \$950.91 million, respectively.

Table 3. Cost Summary

Subprograms	Expenditures To Date (\$ Million) (A)	Current Approved Budget (\$ Million) (B)	Q3/FY22-23 Forecast Costs (\$ Million) (C)	Cost Variance (\$ Million) (D = B - C)	Cost Variance Over Reporting Period * (\$ Million) (E)
Water Infrastructure	\$20.97	\$155.87	\$154.71	\$1.16	-
Water Conveyance (Water)	\$16.34	\$146.40	\$145.24	\$1.16	-
Water Infrastructure Project Development	\$4.62	\$9.47	\$9.47	-	-
Power Infrastructure	\$80.66	\$205.30	\$272.28	(\$66.98)	(\$54.97)
Powerhouse	\$48.10	\$118.58	\$183.67	(\$65.09)	(\$53.08)
Switchyard & Substations (Power)	\$22.48	\$34.25	\$36.14	(\$1.89)	(\$1.89)
Transmission Lines	\$6.59	\$37.97	\$37.97	-	-
Power Infrastructure Project Development	\$3.49	\$14.50	\$14.50	-	-
Joint Infrastructure	\$140.09	\$501.13	\$523.91	(\$22.78)	-
Water Conveyance (Joint)	\$6.76	\$47.25	\$47.25	-	-
Dams & Reservoirs (Joint)	\$10.82	\$136.88	\$149.87	(\$12.98)	-
Mountain Tunnel	\$110.49	\$238.22	\$238.22	-	-
Roads & Bridges (Joint)	\$2.60	\$29.37	\$29.37	-	-
Tunnels (Joint)	\$1.15	\$8.43	\$14.99	(\$6.56)	-
Utilities (Joint)	\$1.28	\$8.79	\$12.03	(\$3.23)	-
Joint Infrastructure Project Development	\$6.99	\$32.18	\$32.18	-	-
Overall Program Total	\$241.72	\$862.31	\$950.91	(\$88.60)	(\$54.97)

* Negative number reflects cost increases since last quarter, and positive number reflects cost reduction since last quarter.

New cost variances during the quarter occurred for the following projects:

- o The 10014086 Moccasin Powerhouse and GSU Rehabilitation forecasted cost increased by \$39.80M.
- o The 10036809 Moccasin Powerhouse Bypass Upgrades forecasted cost increased by \$13.29 in this quarter for a total cost variance of \$25.66M.

- o The 10014087 Warnerville Substation Rehabilitation forecasted cost increased by \$1.89M.

The overall program total forecasted Cost Variance of negative \$88.60M in Table 3 can be attributed to the following:

- \$1.16M positive variance in the Water Infrastructure group of projects is due to the following project:
 - o The 10035574 SJPL Tesla Valves Replacement forecasted cost is \$1.16M lower than the approved budget.
- \$66.98M negative variance in the Power Infrastructure group of projects is due to the combined positive and negative variances in the following projects:
 - o The 10014075 Holm and Other Powerhouse Projects forecasted cost is \$0.37M lower than the approved budget.
 - o The 10014086 Moccasin Powerhouse and GSU Rehabilitation forecasted cost increased by \$39.80M.
 - o The 10036809 Moccasin Powerhouse Bypass Upgrades forecasted cost increased by \$13.29M for a forecasted cost that is \$25.66M higher than the approved budget.
 - o The 10014087 Warnerville Substation Rehabilitation forecasted cost increased by \$1.89M.
- \$22.78M negative variance in the Joint Infrastructure group of projects is due to the combined positive and negative variances in the following projects:
 - o The 10030758 OSH Dam Access and Drainage forecasted cost is \$0.10M lower than the approved budget.
 - o The 10014115 Cherry Dam Spillway - Short Term Improvements forecasted cost is \$12.99M higher than the approved budget.
 - o The 10032903 O'Shaughnessy Dam Outlet Works Phase 1 forecasted cost is \$0.09M higher than the approved budget.
 - o The 10014108 Canyon Tunnel Rehabilitation forecasted cost is \$6.56M higher than the approved budget.
 - o The 10014110 Moccasin Wastewater Treatment Plant forecasted cost is \$3.23M higher than the approved budget.

In general, the forecasted cost variances noted above were first reported last quarter and align with budget adjustments proposed in the FY2024-2033 10-Year CIP; specific project variances are explained in Section 7 of this report.

4. PROGRAM SCHEDULE SUMMARY

Figure 4 and Table 4 compare the FY23 – 32 CIP Approved Schedule and the Current Forecast Schedule for the HCIP. As shown in Table 4, the overall HCIP is currently both approved and forecast to be completed in October 2035.

Figure 4. Program Schedule Summary

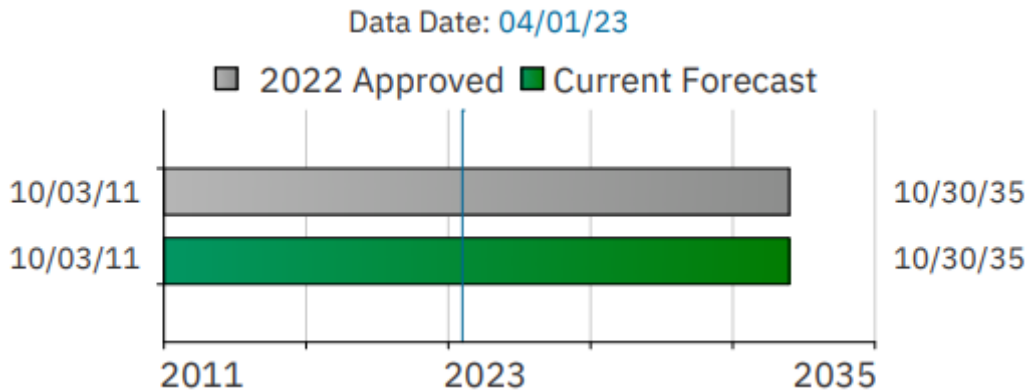


Table 4. FY23-32 CIP Approved vs. Current Forecast Schedule Dates

Sub-Program	CIP Approved Project Start	Actual Start	CIP Approved Completion	Current Forecast Completion	Schedule Variance (Months)
Water Infrastructure	03/26/12	03/26/12 A*	06/30/33	06/30/33	-
Power Infrastructure	05/29/12	05/29/12 A*	10/30/35	10/30/35	-
Joint Infrastructure	10/03/11	10/03/11 A*	06/30/33	06/30/33	-
Overall HCIP Projects	10/03/11	10/03/11 A*	10/30/35	10/30/35	-

* "A" is used after a date to reference an actual date as opposed to a forecast or approved date.

5. BUDGET AND SCHEDULE TREND SUMMARY

This Table 5 contains all approved HCIP projects that are active and in any of the planning, design, bid and award, or construction phases. The table excludes all Project Development accounts, as well as any projects that are either not-initiated, on-hold, in closeout, or completed.

During this Quarter (Q3 FY22-23), the following major project milestones were achieved:

- 95% Design for SJPL Valve and Safe Entry Improvement (Phase 3)
- Conceptual Engineering Report (CER) for Moccasin Powerhouse Bypass Upgrades
- Conceptual Engineering Report (CER) for Warnerville Substation Rehabilitation (Phase C)
- Bid Advertisement for O’Shaughnessy Dam Outlet Works Phase 1 (Subproject A)
- Bid Advertisement for O’Shaughnessy Dam Outlet Works Phase 1 (Subproject C)
- Conceptual Engineering Report (CER) for Bridge Replacement (Subproject 2)
- Conceptual Engineering Report (CER) for Canyon Tunnel Rehabilitation
- 95% Design for Moccasin Wastewater Treatment Plant

Table 5. Budget and Schedule Trend Summary

All Costs are shown in million

Project Name	Most Recent CIP Approved Budget		Project Initiation		CER		35% Design		95% Design		Awarded Construction ¹		Current Status	
	Approved Budget	Approved Completion	Forecast Cost	Forecast Completion	Forecast Cost	Forecast Completion	Forecast Cost	Forecast Completion	Forecast Cost	Forecast Completion	Forecast Cost	Forecast Completion	Forecast Cost	Forecast Completion
	a	b	c	d	e	f	g	h	i	j	k	l	m	n
Water Infrastructure														
10035575 - SJPL Valve and Safe Entry Improvement	FY23-32		07/01/19		04/16/21		03/03/21 (Phase 1A), 05/28/21 (Phase 1B), 08/19/22 (Phase 2) & 12/30/21 (Phase 3)		07/14/21 (Phase 1A), 10/29/21 (Phase 1B), 05/30/23 (Phase 2) & 03/31/23 (Phase 3)		05/16/22 (Phase 1A), 11/07/22 (Phase 1B), 03/02/24 (Phase 2) & 04/10/24 (Phase 3)		Q3 - FY22-23	
Phase 1A Phase 1B Phase 2 Phase 3	\$142.7	03/13/28	\$95.3	07/01/25	\$95.3	07/01/25	\$98.9	03/13/28	\$142.7	03/13/28	\$142.7	03/13/28	\$142.7	03/13/28
Power Infrastructure														
10036809 - Moccasin Powerhouse Bypass Upgrades	FY23-32		09/18/20		03/31/23		11/30/23		07/31/24		04/25/25		Q3 - FY22-23	
	\$15.0	12/01/27	\$15.0	12/01/27	\$40.7	12/01/27	TBD	TBD	TBD	TBD	TBD	TBD	\$40.7	12/01/27
10014086 - Moccasin Powerhouse and GSU Rehabilitation	FY23-32		01/04/16		05/14/21		07/29/19 (Phase 1), 10/01/19 (Phase 2) & 06/05/23 (Phase 3)		09/09/20 (Phase 1), 05/11/22 (Phase 2) & 01/16/24 (Phase 3)		06/07/21 (Phase 1), 08/15/22 (Phase 2) & 01/31/26 (Phase 3)		Q3 - FY22-23	
Phase 1 Phase 2 Phase 3	\$66.7	12/03/27	\$18.0	10/03/18	\$66.7	04/13/27	\$66.7	12/03/27	\$66.7	12/03/27	\$66.7	12/03/27	\$106.5	12/29/28
10014087 - Wamerville Substation Rehabilitation	FY23-32		09/01/15 (Phase A), 07/01/20 (Phase B) & 01/01/21 (Phase C)		02/29/16 (Phase A), 01/18/21 (Phase B) & 01/03/23 (Phase C)		04/01/16 (Phase A), 04/22/21 (Phase B) & 09/01/23 (Phase C)		12/24/16 (Phase A), 08/16/21 (Phase B) & 04/04/24 (Phase C)		11/26/18 (Phase A), N/A (Phase B) & 02/28/25 (Phase C)		Q3 - FY22-23	
Phase A (DB-127R) Phase B Phase C	\$34.2	11/25/26	\$27.2	11/25/26	\$34.2	11/25/26	\$34.2	11/25/26	\$34.2	11/25/26	\$24.3	03/04/20	\$36.1	11/25/26
10035721 - Transmission Lines 7/8 Upgrades	FY23-32		07/01/19		12/07/20 ²		03/19/21		09/24/21		09/08/22		Q3 - FY22-23	
	\$38.0	01/31/25	\$38.0	01/31/25	\$38.0	01/31/25	\$38.0	01/31/25	\$38.0	01/31/25	\$38.0	01/31/25	\$38.0	01/31/25
Joint Infrastructure														
10014088 - Moccasin Penstock	FY23-32		12/11/18		12/21/23		01/31/24		06/10/24		04/15/25		Q3 - FY22-23	
	\$47.3	02/28/28	\$13.2	12/31/24	TBD	TBD	TBD	TBD	TBD	TBD	TBD	TBD	\$47.3	02/28/28
10032903 - O'Shaughnessy Dam Outlet Works Phase i ³	FY23-32		02/01/18		09/30/21 (Subproject A), Complete (Subproject B), 09/30/22 (Subproject C), N/A (Subproject D) & N/A (Subproject E)		10/15/24 (Subproject A), N/A (Subproject B) & 11/25/22 (Subproject C)		01/14/25 (Subproject A), N/A (Subproject B) & 12/23/22 (Subproject C)		06/27/23 (Subproject A), 05/28/24 (Subproject B) & 07/25/23 (Subproject C)		Q3 - FY22-23	
Subproject A Subproject B Subproject C Subproject D (Planning Only) Subproject E (Planning Only)	\$47.9	09/16/25	\$17.2	12/31/24	\$47.9	09/16/25	\$47.9	09/16/25	\$47.9	09/16/25	TBD	TBD	\$47.9	09/16/25

Project Name	Most Recent CIP Approved Budget		Project Initiation		CER		35% Design		95% Design		Awarded Construction ¹		Current Status	
	Approved Budget	Approved Completion	Forecast Cost	Forecast Completion	Forecast Cost	Forecast Completion	Forecast Cost	Forecast Completion	Forecast Cost	Forecast Completion	Forecast Cost	Forecast Completion	Forecast Cost	Forecast Completion
	a	b	c	d	e	f	g	h	i	j	k	l	m	n
10037351 - Moccasin Dam Long-Term Improvements ³	FY23-32		05/03/21		05/26/23		10/19/23		04/25/25		03/24/26		Q3 - FY22-23	
	\$73.2	06/30/28	\$83.2	07/01/27	TBD	TBD	TBD	TBD	TBD	TBD	TBD	TBD	\$73.2	06/30/28
10014115 - Cherry Dam Spillway - Short Term Improvements	FY23-32		03/01/21		11/30/23		02/05/24		06/10/24		02/20/25		Q3 - FY22-23	
	\$11.9	06/30/27	\$11.9	07/01/27	TBD	TBD	TBD	TBD	TBD	TBD	TBD	TBD	\$24.9	11/01/27
10014114 - Mountain Tunnel Improvement Project	FY23-32		10/03/11		12/29/17		05/15/18		07/31/19		10/13/20		Q3 - FY22-23	
	\$238.2	06/03/27	\$114.0	12/30/21	\$246.1	12/31/26	\$238.2	12/31/26	\$238.2	12/31/26	\$238.2	06/03/27	\$238.2	06/03/27
10035086 - Bridge Replacement	FY23-32		02/27/20		7/18/23 (Subproject 1) & 03/17/23 (Subproject 2)		11/03/23 (Subproject 1) & 05/05/23 (Subproject 2)		06/03/24 (Subproject 1) & 01/12/24 (Subproject 2)		04/30/25 (Subproject 1) & 07/01/25 (Subproject 2)		Q3 - FY22-23	
	Subproject 1 Subproject 2	\$29.4	07/01/27	\$44.3	12/30/25	\$29.4	12/30/27	TBD	TBD	TBD	TBD	TBD	TBD	\$29.4
10014108 - Canyon Tunnel Rehabilitation	FY23-32		02/03/14		03/06/23		03/30/16		12/14/23		04/01/25		Q3 - FY22-23	
	\$8.4	09/01/26	\$0.5	06/30/16	\$15.0	12/30/26	\$8.0	06/30/18	TBD	TBD	TBD	TBD	\$15.0	12/30/26
10014110 - Moccasin Wastewater Treatment Plant ⁴	FY23-32		01/03/22		-		04/29/22		03/23/23		11/28/23		Q3 - FY22-23	
	\$8.8	04/07/26	\$8.8	04/07/26	-	-	\$8.8	04/07/26	\$12.0	04/07/26	TBD	TBD	\$12.0	04/07/26

Footnotes:

1. This represents forecast project cost and project completion date at the time of award of construction contract (or award of CM/GC or Design-Build contracts/packages).
2. This represents the date the Design Criteria Report (DCR) was finalized for Transmission Lines 7/8 Upgrade project. CER was not required for the project.
3. This represents that Contract A will be doing Progressive Design Build during Construction. Contract B is in the process of finalizing the design. Contract D & E will not be doing CER.
4. This represents that the project started during the Design Phase.

6. PROJECT PERFORMANCE SUMMARY*

All costs are shown in \$1,000s

Project Name	Active Phase (a)	CIP Approved Budget (b)	Current Approved Budget (c)	Current Forecast Cost (d)	Expenditures to Date (e)	Cost Variance (f=c-d)	% Cost Changes (g=f/c)	CIP Completion Date (h)	Approved Completion Date (i)	Forecast Completion Date (j)	Schedule Variance (Days) (k=i-j)
	(**)	(+)	(++)			(+++)	(+++)	(+)	(++)		(+++)
Water Infrastructure											
Water Conveyance (Water)											
10035575 SJPL Valve and Safe Entry Improvement	MP	\$142,662	\$142,662	\$142,662	\$13,952	\$0	0%	03/13/28	03/13/28	03/13/28	0
Power Infrastructure											
Powerhouse											
10036809 Moccasin Powerhouse Bypass Upgrades	PL	\$15,007	\$15,007	\$40,671	\$1,096	(\$25,664)	(171%)	12/01/27	12/01/27	12/01/27	0
10014086 Moccasin Powerhouse and GSU Rehabilitation	MP	\$66,714	\$66,714	\$106,513	\$26,734	(\$39,799)	(60%)	12/03/27	12/03/27	12/29/28	(392)
Switchyard & Substations (Power)											
10014087 Warnerville Substation Rehabilitation	CN	\$34,248	\$34,248	\$36,138	\$22,481	(\$1,890)	(6%)	11/25/26	11/25/26	11/25/26	0
Transmission Lines											

* Does not include projects in closeout, completed, not initiated, on hold, deleted projects, and projects combined with other projects.

** Phase Status Legend		
PL Planning	DS Design	
BA Bid & Award	CN Construction	MP Multiple-Phase

Footnotes:

- (+) **CIP Approved Budget and Project Completion Date:** The budget and schedule approved as part of 10-year CIP for FY23-32.
- (++) **Current Approved Budget and Schedule:** The budget and schedule approved as part of 10-year CIP for FY23-32, plus any additional budget and schedule changes approved by the Commission as part of construction contract award.
- (+++)

Negative number reflects cost overrun (or schedule delay) and positive number reflects cost underrun (or ahead of schedule). Projects with a forecasted cost overrun greater than 10%, or forecasted delay of greater than 6 months or 10%, will be highlighted in grey.

Project Name	Active Phase (a) (**)	CIP Approved Budget (b) (+)	Current Approved Budget (c) (++)	Current Forecast Cost (d)	Expenditures to Date (e)	Cost Variance (f=c-d) (+++)	% Cost Changes (g=f/c) (+++)	CIP Completion Date (h) (+)	Approved Completion Date (i) (++)	Forecast Completion Date (j)	Schedule Variance (Days) (k=i-j) (+++)
10035721 Transmission Lines 7/8 Upgrades	CN	\$37,969	\$37,969	\$37,969	\$6,594	\$0	0%	01/31/25	01/31/25	01/31/25	0
Joint Infrastructure											
Water Conveyance (Joint)											
10014088 Moccasin Penstock Rehabilitation	PL	\$47,251	\$47,251	\$47,251	\$6,762	\$0	0%	02/28/28	02/28/28	02/28/28	0
Dams & Reservoirs (Joint)											
10032903 O'Shaughnessy Dam Outlet Works Phase I	DS	\$47,894	\$47,894	\$47,981	\$4,937	(\$87)	0%	09/16/25	09/16/25	09/16/25	0
10037351 Moccasin Dam & Reservoir Long-Term Improvements	PL	\$73,176	\$73,176	\$73,176	\$1,319	\$0	0%	06/30/28	06/30/28	06/30/28	0
10014115 Cherry Dam Spillway - Short Term Improvements	PL	\$11,861	\$11,861	\$24,856	\$1,338	(\$12,995)	(110%)	06/30/27	06/30/27	11/01/27	(124)
Mountain Tunnel											

* Does not include projects in closeout, completed, not initiated, on hold, deleted projects, and projects combined with other projects.

** Phase Status Legend			
PL	Planning	DS	Design
BA	Bid & Award	CN	Construction
		MP	Multiple-Phase

Footnotes:

- (+) **CIP Approved Budget and Project Completion Date:** The budget and schedule approved as part of 10-year CIP for FY23-32.
- (++) **Current Approved Budget and Schedule:** The budget and schedule approved as part of 10-year CIP for FY23-32, plus any additional budget and schedule changes approved by the Commission as part of construction contract award.
- (+++)
Negative number reflects cost overrun (or schedule delay) and positive number reflects cost underrun (or ahead of schedule). Projects with a forecasted cost overrun greater than 10%, or forecasted delay of greater than 6 months or 10%, will be highlighted in grey.

Project Name	Active Phase (a) (**)	CIP Approved Budget (b) (+)	Current Approved Budget (c) (++)	Current Forecast Cost (d)	Expenditures to Date (e)	Cost Variance (f=c-d) (+++)	% Cost Changes (g=f/c) (+++)	CIP Completion Date (h) (+)	Approved Completion Date (i) (++)	Forecast Completion Date (j)	Schedule Variance (Days) (k=i-j) (+++)
10014114 Mountain Tunnel Improvement Project	CN	\$238,219	\$238,219	\$238,219	\$110,494	\$0	0%	06/03/27	06/03/27	06/03/27	0
Roads & Bridges (Joint)											
10035086 Bridge Replacement	PL	\$29,371	\$29,371	\$29,371	\$2,600	\$0	0%	07/01/27	07/01/27	12/30/27	(182)
Tunnels (Joint)											
10014108 Canyon Tunnel Rehabilitation	DS	\$8,429	\$8,429	\$14,993	\$1,148	(\$6,564)	(78%)	09/01/26	09/01/26	12/30/26	(120)
Utilities (Joint)											
10014110 Moccasin Wastewater Treatment Plant	DS	\$8,795	\$8,795	\$12,029	\$1,276	(\$3,234)	(37%)	04/07/26	04/07/26	04/07/26	0

* Does not include projects in closeout, completed, not initiated, on hold, deleted projects, and projects combined with other projects.

** Phase Status Legend			
PL	Planning	DS	Design
BA	Bid & Award	CN	Construction
		MP	Multiple-Phase

Footnotes:

- (+) **CIP Approved Budget and Project Completion Date:** The budget and schedule approved as part of 10-year CIP for FY23-32.
- (++) **Current Approved Budget and Schedule:** The budget and schedule approved as part of 10-year CIP for FY23-32, plus any additional budget and schedule changes approved by the Commission as part of construction contract award.
- (+++)
Negative number reflects cost overrun (or schedule delay) and positive number reflects cost underrun (or ahead of schedule). Projects with a forecasted cost overrun greater than 10%, or forecasted delay of greater than 6 months or 10%, will be highlighted in grey.

7. PROJECT STATUS REPORT

10035575 - SJPL Valve and Safe Entry Improvement

Project Description: The SJPL Entry Assessment and Valve Improvement Project involves the three parallel transmission pipelines that stretch approximately 48-miles across the San Joaquin Valley from Oakdale Portal on the east to Tesla Portal near the City of Tracy on the west, with a partial fourth pipeline consisting of a 6.4-mile Eastern Segment and an 11-mile Western Segment. The four pipelines were built between 1932 and 2012, respectively, and range from 56- to 79.5-inches in diameter. Given the age and condition of the SJPLs, frequent maintenance and inspection are required. Work must be able to occur while the HHRWS is in service. The objective of this project is to upgrade valves and provide isolation points to allow safe entry into any and all sections of the SJPLs for inspection and maintenance while the remainder of the system stays in operation.

Program: Water Infrastructure	Project Status: Multi-Phases	Environmental Status: Active (Various)
--------------------------------------	-------------------------------------	---

Project Cost:		Project Schedule:	
Approved		Approved 07/01/19	
Forecast		Forecast 07/01/19	
Actual		Project Percent Complete: 17.3%	

Key Milestones	Environmental Approval	Bid Advertisement	Construction NTP	Construction Final Completion	
Current Forecast	A	01/27/22 A	12/25/21 A	05/16/22 A	09/13/24
	B	01/27/22 A	04/21/22 A	11/07/22 A	09/11/24
	C	01/27/22 A	09/14/23	03/02/24	05/24/27
	D	08/10/22 A	09/04/23	04/10/24	07/24/25

Progress and Status:

This project is divided into four (4) sub-projects, (A) Phase 1A – Pipeline 2 Tesla & Oakdale Entry Improvements – HH-1005; (B) Phase 1B – Pipelines 3&4 Tesla & Oakdale Entry Improvements HH-1006; (C) Phase 2 -Pelican, Roselle, Emery and P4J Entry Improvements; and (D) Phase 3 - Tesla Surge Tower. For Phase 1A, the system outage planned for the quarter was delayed and shortened from 60 days to 49 days due to winter storms that impacted water quality at the regional water treatment plants. The contractor was directed to work extended hours to complete the scheduled work within the shorter duration. The valves TUV 201 (60-inch) and TUV 282 (24-inch) were replaced, and two removable spool pieces were installed successfully. For Phase 1B, the contractor completed the submittals of the long-lead items including the new butterfly valves. For Phase 2, the project team started working on 95% design. For Phase 3, the project team continued the surge tower design.

Issues and Challenges:

The start of construction for Phase 3 (Tesla Surge Tower) has been delayed by approximately one year to incorporate design changes that address water quality concerns. However, this will not impact the overall completion of the entire project, as the project critical path is driven by Phase 2. At this time, no budget change is expected.



Coupler tightening of a Removable Spool Piece at Oakdale Portal [HH-1005]

10036809 - Moccasin Powerhouse Bypass Upgrades

Project Description: Provide a reliable hydraulic bypass and energy dissipation system conveying water around the turbines to the Moccasin Reservoir Bypass Pipeline. Upgrade/replace high pressure energy dissipating valves, control systems, and associated structures that dissipate up to 325 million gallons per day (mgd) flow.

Program: Power Infrastructure	Project Status: Planning	Environmental Status: Not Initiated (TBD)
--------------------------------------	---------------------------------	--

Project Cost:		Project Schedule:	
Approved	\$ 15.01 M	Approved 09/18/20	12/01/27
Forecast	\$ 40.67 M	Forecast 09/18/20	12/01/27
Actual	\$ 1.10 M	Project Percent Complete: 10.7%	

Key Milestones	Environmental Approval	Bid Advertisement	Construction NTP	Construction Final Completion
Current Forecast	08/26/24	08/27/24	04/26/25	06/01/27

Progress and Status:

The conceptual engineering report (CER) that details the preferred alternative for the bypass system to be located outside of the powerhouse and north of the Moccasin penstocks was approved in March 2023. The consultant is expected to begin the design phase in April 2023.

Issues and Challenges:

The CER construction estimate exceeded the FY24/33 CIP forecasted cost. This resulted in an overrun of \$13.3M being reported last quarter. The increase in the construction cost estimate from the Alternative Analysis Report to the CER can be attributed to scope refinement, increase in raw material cost, and increase in construction labor cost. This increase in construction cost is being validated with a third party cost estimate based on the CER, and the additional cost estimate is due to be completed in June 2023.



Moccasin Bypass Penstock Tie-in Point

10014086 - Moccasin Powerhouse and GSU Rehabilitation

Project Description: Moccasin Powerhouse Generators were completed in 1969 and generate a combined maximum output of 110 Megawatts. Both generator units have exceeded their life expectancy and need repair in order to continue operating reliably. The objective of this project is to replace stator cores and coils. The scope of work also includes entire field pole replacement. The project will also involve replacement of two generator step-up transformers (GSU's), and power plant systems upgrades including: replacing 480V switchgear, 13.8kV switchgear, motor control centers, main control boards, protective relays, cooling water piping, and improving oil containment systems.

Program: Power Infrastructure	Project Status: Multi-Phases	Environmental Status: Active (Various)
--------------------------------------	-------------------------------------	---

Project Cost:		Project Schedule:	
Approved	\$ 66.71 M	Approved 01/04/16	12/03/27
Forecast	\$ 106.51 M	Forecast 01/04/16	12/29/28
Actual	\$ 26.73 M	Project Percent Complete: 36.7%	

Key Milestones	Environmental Approval	Bid Advertisement	Construction NTP	Construction Final Completion	
Current Forecast	A	09/28/20 A	11/20/20 A	06/07/21 A	05/23/23
	B	09/28/20 A	10/30/20 A	08/15/22 A	09/30/25
	C	04/30/25	05/01/25	01/01/26	06/30/28

Progress and Status:

This project is divided into 3 subprojects, (A) Moccasin Powerhouse Generator Step-Up (GSU's) Transformers HH-1003R; (B) Moccasin Powerhouse Generators Rewind – DB-121R2; and (C) Moccasin Powerhouse Systems Upgrade. For subproject A, contract HH-1003R, the second new transformer was interconnected and started up. Contract Substantial Completion was achieved in March 2023. For subproject B, contract DB-121R2, Generator M2 Rewind, major generator components have been received, and construction mobilization is scheduled for May 2023. For subproject C, Moccasin Powerhouse Systems Upgrade, the final conceptual engineering report (CER) is anticipated to be issued for signatures in April 2023, and the design phase is scheduled to begin in May 2023.

Issues and Challenges:

The forecasted project cost exceeds the approved budget for the following reasons: 1) HH-1003R had a construction cost overrun of about \$4 million due to unforeseen site conditions and additional construction management costs; 2) DB-121R2 final completion will be delayed one year due to supply chain issues; subsequently, DB-121R2 construction management costs are expected to increase about \$2 million; 3) Subproject C, Moccasin Powerhouse Systems Upgrade, CER construction cost estimate increased \$34 million over the Needs Assessment Report estimate due to additional scope, scope refinement, higher construction and procurement costs, additional construction management and support costs, and a one year construction period extension to allow more time for coordination. The cost and schedule will continue to be reviewed and updated in future quarters once the 35% design package is completed.



GSU Final Connections on High and Low side [HH-1003R]

10014087 - Warnerville Substation Rehabilitation

Project Description: Provide the remaining installation work for Warnerville Substation Rehabilitation project equipment that was deleted under Design Build Contract #DB-127R. A new construction contract will be issued to install the new equipment that has been procured and is on site, including replacement of four oil circuit breakers, relay protection, and other ancillary equipment.

Program: Power Infrastructure	Project Status: Construction	Environmental Status: Active (TBD)
--------------------------------------	-------------------------------------	---

Project Cost:		Project Schedule:	
Approved	\$ 34.25 M	Approved 09/01/15	11/25/26
Forecast	\$ 36.14 M	Forecast 09/01/15	11/25/26
Actual	\$ 22.48 M	Project Percent Complete: 80.9%	

Key Milestones	Environmental Approval	Bid Advertisement	Construction NTP	Construction Final Completion
Current Forecast	A	01/24/17 A	10/05/17 A	03/31/24
	C	09/06/24	03/01/25	02/28/26

Progress and Status:

This project is divided into 3 subprojects: (A) Warnerville Substation Rehabilitation Phase 1 – DB-127R; (B) Warnerville “breaker failure contingency plan” HH-1008 (only if needed); and (C) Warnerville Substation Rehabilitation Phase 2. The project team, in coordination with the City Attorney’s office, is working to close out construction contract DB-127R. Contract HH-1008 provides for emergency temporary replacement of any breakers that fail until they can be permanently replaced. The contracting strategy for this work that would only be required in the event of breaker failure is still being determined. Warnerville Substation Rehabilitation Phase 2 will use a design-bid-build contract. The consultant completed the final conceptual engineering report in March 2023. Based on technical steering committee approval in March 2023, the design phase is scheduled to begin in April 2023.



Issues and Challenges:

The forecasted cost is higher than the approved budget due to higher forecasted construction management costs to administer the Phase 2 contract and to provide specialized electrical inspection services and start-up and commissioning support needed for this highly technical electrical project.








TOP: Warnerville Substation South Yard
 BOTTOM: Warnerville Substation Protection and Control Relay Panel

10035721 - Transmission Lines 7/8 Upgrades

Project Description: This project develops the scope of work, design, and contract documents necessary to bid, award, and manage the reconductoring contract. Reconductoring will include replacement of the existing 115kV conductors on Lines 7/8 from Warnerville to Standiford substations, resulting in improved transmission tower stability, and resolved clearance detections. The project will be partially funded by independent power generators interconnecting on the California Independent System Operator (CAISO) and the Transmission Line Clearance Mitigation Project (10014089).

Program: Power Infrastructure	Project Status: Construction	Environmental Status: Completed (Permitting Only)
--------------------------------------	-------------------------------------	--

Project Cost:		Project Schedule:	
Approved	 \$ 37.97 M	Approved 12/02/19	 01/31/25
Forecast	 \$ 37.97 M	Forecast 12/02/19	 01/31/25
Actual	 \$ 6.59 M	Project Percent Complete: 22.8%	

Key Milestones	Environmental Approval	Bid Advertisement	Construction NTP	Construction Final Completion
Current Forecast	11/04/21 A	02/11/22 A	09/28/22 A	07/26/24

Progress and Status:

The contractor started foundation construction at the existing tower legs and is making good progress. Temporary overhead transmission line crossing structures have been installed at the majority of road, railroad, and adjacent overhead utility crossings. All long lead materials have been ordered and are on schedule to be delivered prior to the October shutdown for installation of the new conductors.

Issues and Challenges:

None at this time.








Completed concrete foundation at Structure 608 [HH-1007]

10014088 - Moccasin Penstock Rehabilitation

Project Description: Moccasin Penstock was built in the early 1920's and conveys water from Moccasin Tunnel to Moccasin Powerhouse. A Condition Assessment Report, Phase I was submitted in 2011 by CH2MHill. The reports identified numerous deficiencies. The penstocks contain segments of hammer forged welded steel (HFWS) that has experienced failures in the past. The proposed scope of this project includes rehabilitation of anchors blocks, penstock coating, penstock saddle, air valves, large diameter butterfly valves, bifurcation sections and flow meters; and upgrade of electrical system, power transformers, standby generator in the West Portal Valve House, and bulkhead isolation valves in the surge tower. The proposed project budget detailed below does not include the replacement of all HFWS pipes. This project will continue with the planning phase and further investigate if the HFWS in its' current condition meets the 100-year life span criteria. The existing allocated funds will be sufficient through Planning and Design Phases. The additional funding request is for additional scope in construction.

Program: Joint Infrastructure	Project Status: Planning	Environmental Status: Active (TBD)
--------------------------------------	---------------------------------	---

Project Cost:		Project Schedule:	
Approved		\$ 47.25 M	Approved 02/01/16  02/28/28
Forecast		\$ 47.25 M	Forecast 02/01/16  02/28/28
Actual		\$ 6.76 M	Project Percent Complete: 14.6%

Key Milestones	Environmental Approval	Bid Advertisement	Construction NTP	Construction Final Completion
Current Forecast	10/07/24	10/08/24	04/16/25	08/24/27

Progress and Status:

Construction work associated with the Phased Array Ultrasonic Testing and Magnetic Particle Inspection effort was completed on February 22. Alternatives Analysis Report workshops were held with Hetch Hetchy Water & Power to present the project alternatives, level of service goals, and evaluation criteria on January 17 and March 30. The scoring panel package was developed and circulated with all fifteen (15) panelists on March 31. Five evaluation panel workshops, 1) Right of Way, 2) Environmental, 3) Constructability, 4) Operational, and 5) Cost, will be held in early April to rank the proposed alternatives.

Issues and Challenges:

The overall project cost of the developed alternatives, with the focus on replacement scenario, is trending higher than the approved construction budget.








Coating of exposed pipes upon completion of Phased Array Ultrasonic Testing

10032903 - O'Shaughnessy Dam Outlet Works Phase I

Project Description: O'Shaughnessy Dam (OSH) was completed in 1923 and raised in 1938. The original outlet works including gates and valves have been in services for more than 98 years. Inspections, condition assessments, and studies concluded that improvements and refurbishments of the outlet works system are needed to ensure safety and reliability. The work will be implemented in two phases. This project is to cover the Phase 1 work. The O'Shaughnessy Dam Outlet Works Phase 1 Project addresses the identified deficiencies of the existing outlet works system at OSH. Phase 1 will include five projects: (1) supply and installation of nine new bulkheads; (2) improvements to the existing dam drainage system, repair cracks and joints, and lighting; (3) replacement of existing Instream Flow Release (IFR) valves; (4) NAR and AAR for twelve existing slide gates; and (5) NAR and AAR for the existing drum gates.

Program: Joint Infrastructure	Project Status: Design	Environmental Status: Active (TBD)
--------------------------------------	-------------------------------	---

Project Cost:		Project Schedule:	
Approved		\$ 47.89 M	Approved 02/01/18  09/16/25
Forecast		\$ 47.98 M	Forecast 02/01/18  09/16/25
Actual		\$ 4.94 M	Project Percent Complete: 14.6%

Key Milestones	Environmental Approval	Bid Advertisement	Construction NTP	Construction Final Completion	
Current Forecast	A	12/02/22 A	01/13/23 A	09/03/24	07/02/25
	B	12/05/23	11/01/23	06/26/24	05/21/25
	C	12/02/22 A	03/13/23 A	09/29/23	06/26/25

Progress and Status:

Subproject A (Bulkhead): The progressive design-build specification and bid package (DB-135) for the bulkhead system was advertised for bid in January 2023. Three proposals were received from bidders in March 2023.
 Subproject B (Drainage and Misc Improvements): The scope of the needed remediation for the drainage, cracks, joints, and lighting in the dam is being finalized.
 Subproject C (Instream Flow Release (IFR) Valve Replacement): The specification and bid package (HH-1011) for the IFR Valve Replacement Project was advertised for bid in March 2023.
 Subprojects D (Slide Gate) and E (Drum Gate): The engineering consultant continued work on the needs assessment.

Issues and Challenges:

The Construction Final Completion dates for the three sub-projects were modified to include a 90-day period after substantial completion for construction punch-list and clean-up. The delay in schedule for Sub-Project B is a result of delay in completion of the final bid package. However, work under Sub-Project B is not dependent on system outages. There is no change to the approved final overall completion of the OSH Outlet Works Phase 1 Project.



O'Shaughnessy Dam Outlet Valve Release

10037351 - Moccasin Dam & Reservoir Long-Term Improvements

Project Description: The flow capacity of the existing spillway is inadequate to protect the Moccasin Dam against overtopping and erosion from severe flood events. The dam almost overtopped during the March 2018 storm event when flows were released from the auxiliary spillway and caused significant damage to the auxiliary spillway. The surrounding areas and the upstream diversion dam also sustained damage from the flood. This project is needed for dam safety. The objective of this project is to increase the spillway flow capacity to allow safe passage of flood flows without overtopping the dam and to protect the associated facilities within the Moccasin reservoir boundary against flood damages.

Program: Joint Infrastructure	Project Status: Planning	Environmental Status: Not Initiated (TBD)
--------------------------------------	---------------------------------	--

Project Cost:		Project Schedule:	
Approved	\$ 73.18 M	Approved 05/03/21	06/30/28
Forecast	\$ 73.18 M	Forecast 05/03/21	06/30/28
Actual	\$ 1.32 M	Project Percent Complete: 3.2%	

Key Milestones	Environmental Approval	Bid Advertisement	Construction NTP	Construction Final Completion
Current Forecast	06/30/26	01/02/26	09/03/26	12/30/27

Progress and Status:

The engineering consultant continued work on conceptual details, engineering evaluation, and cost estimate for the new auxiliary spillway during this quarter.

Issues and Challenges:

None at this time.



Moccasin Dam and Service Spillway

10014115 - Cherry Dam Spillway - Short Term Improvements

Project Description: A spillway release from Cherry Dam in 2010 caused a landslide, blockage of the spill channel, and extensive erosion in the close proximity of the dam’s right abutment. In addition, it caused flooding of the Cherry Power Tunnel Adit, and flooding of a campground further downstream. Engineering studies determined that significant long-term improvements to increase the spillway flow capacity are needed to maintain dam safety. The objective of this project is to re-establish containment for the breached spill channel section and to protect the downstream slope of the existing embankment dam from uncontrolled releases and erosion in the interim until the long-term improvements are implemented.

Program: Joint Infrastructure	Project Status: Planning	Environmental Status: Active (TBD)
--------------------------------------	---------------------------------	---

Project Cost:		Project Schedule:	
Approved	\$ 11.86 M	Approved 03/01/21	06/30/27
Forecast	\$ 24.86 M	Forecast 03/01/21	11/01/27
Actual	\$ 1.34 M	Project Percent Complete: 14.1%	

Key Milestones	Environmental Approval	Bid Advertisement	Construction NTP	Construction Final Completion
Current Forecast	09/09/24	09/03/24	09/03/25	05/04/27

Progress and Status:

Work continued on the planning phase to finalize selection of the improvement alternative, evaluation of environmental review, and preparation of the Alternatives Analysis Report.

Issues and Challenges:

The increases in cost and schedule have resulted from an increase in scope to include flood protection near the lower spillway channel.








Cherry Valley Dam Spillway

10014114 - Mountain Tunnel Improvement Project

Project Description: To be updated; Mountain Tunnel conveys the SFPUC water supply from Kirkwood Powerhouse to Priest Reservoir. Mountain Tunnel has been in service since 1925. Due to its age, deferred maintenance, and construction deficiencies in the early 1900s, sections of the tunnel lining have deteriorated, some extensively. This project provides design and construction of major tunnel repair and rehabilitation work, adit and tunnel entry improvements, access road improvements, and installation of a new flow control facility at Priest Reservoir to ensure that the tunnel can reliably provide drinking water to customers for the next 100 years. The flow control structure and isolation valves will also be used to isolate the tunnel from Priest Reservoir during tunnel shutdowns. This will allow the reservoir to remain full and not backwater for over 8 miles into the dewatered tunnel. The full reservoir provides more supply water for safely extending the tunnel shutdowns to longer durations of 100 days for construction inside the tunnel. These longer outages will reduce the need for more typical 60-day outages and shorten the overall duration of the construction schedule.

Program: Joint Infrastructure	Project Status: Construction	Environmental Status: Completed
--------------------------------------	-------------------------------------	--

Project Cost:		Project Schedule:	
Approved		\$ 238.22 M	Approved 10/03/11  06/03/27
Forecast		\$ 238.22 M	Forecast 10/03/11  06/03/27
Actual		\$ 110.49 M	Project Percent Complete: 48.2%

Key Milestones	Environmental Approval	Bid Advertisement	Construction NTP	Construction Final Completion
Current Forecast	01/14/20 A	11/13/19 A	01/29/21 A	12/03/26

Progress and Status:

During this quarter, significant construction work occurred during Shutdown No. 2, which was delayed three weeks due to winter storms delaying the system outage to a start date of January 24 and reduced from 60 days to 49 days, ending March 14. Work included connecting the upstream and downstream bypass tunnels for the new Flow Control Facility and the Priest Adit to the existing Mountain Tunnel. The existing section of Mountain Tunnel between the newly constructed bypass tunnels was completely backfilled with grout. A new rock trap was constructed inside of the Mountain Tunnel between the new Priest Adit and the upstream bypass tunnel. The new Priest Adit was successfully integrated with the Mountain Tunnel and will now become the new tunnel access point for future outages and for future maintenance. Water is now flowing through the Flow Control Facility. The tunnel concrete lining repair work was started during this shutdown. Discussions between the contractor and the City are taking place regarding possible alternatives to the original design for construction of the South Fork Siphon Extension.



01.26.2023 08:07

Bottom of Flow Control Facility shaft showing installed water piping






Issues and Challenges:

None at this time.

10035086 - Bridge Replacement

Project Description: HHWP is responsible for maintaining 14 bridges located in the Cherry, Eleanor and Hetch Hetchy region. Condition assessment has identified the need for rehabilitation and/or replacement (age and to meet current seismic design criteria). Two of the fourteen bridges require substantial modification or replacement and have been combined into this project. This project includes rehabilitation and/or replacement of O'Shaughnessy Adit Access Bridge; and Lake Eleanor Dam Bridge. The Lake Eleanor Dam Bridge is a structural component of the Lake Eleanor Dam which is integral to the structural/seismic integrity of the arch dam and should be addressed immediately. The O'Shaughnessy Adit Access Bridge was built in 1960. It is approximately 84 feet long and is a four-span simply supported bridge with a timber deck and concrete piers. It is located right at the downstream of O'Shaughnessy Dam and provides on land two-way access to Canyon Tunnel.

Program: Joint Infrastructure	Project Status: Planning	Environmental Status: Active (Various)
--------------------------------------	---------------------------------	---

Project Cost:		Project Schedule:	
Approved	 \$ 29.37 M	Approved 02/27/20	 07/01/27
Forecast	 \$ 29.37 M	Forecast 02/27/20	 12/30/27
Actual	 \$ 2.60 M	Project Percent Complete: 9.9%	


Key Milestones	Environmental Approval	Bid Advertisement	Construction NTP	Construction Final Completion	
Current Forecast	A	09/04/24	07/17/24	04/30/25	09/29/26
	B	09/30/24	10/01/24	07/01/25	06/30/27

Progress and Status:

This project is divided into 2 subprojects, (A) Lake Eleanor Dam Bridge; and (B) O'Shaughnessy Adit Access Bridge. For the Lake Eleanor Dam Bridge, work continued on selection of the improvement alternative and preparation of the alternatives analysis report. For the O'Shaughnessy Adit Access Bridge, the project team developed and circulated a draft conceptual engineering report with updated cost estimates and the hydraulic analysis report. An MOU with San Francisco Public Works to support design effort, including proposed consultant resources to complete a condition assessment for the timber bridge, was signed on January 31. The selected alternative is being assessed for potential environmental requirements, including wetland delineation, golden eagle and CA spotted owl surveys, ambient noise measurement, archeological survey, and historic resources evaluation. The U.S. National Park Service, Yosemite National Park, and the environmental consultant are supporting the project team in developing the Environmental Impact Report (EIR).

Issues and Challenges:

The bridge replacement project schedule is forecasted to be delayed by six (6) months due to the decision to extend the Environmental phase of the O'Shaughnessy Adit Access Bridge sub-project in order to fulfill the requirements specified in the California Environmental Quality Act (CEQA) Mitigated Negative Declaration and also to increase the duration of the Bid & Award phase based on recent contract bidding history.



Lake Eleanor Dam and Bridge

10014108 - Canyon Tunnel Rehabilitation

Project Description: Canyon Tunnel was built over 55 years ago. A condition assessment was performed on the tunnel in 2009 and the tunnel is in generally good condition with the exception of the Hetchy Adit, a tunnel access point. Temporary repairs have been made to the "plug" at this adit twice (1989, 2009), but permanent repairs are needed to reduce leakage and increase reliability of the system. Project scope includes installation of a new reinforced concrete plug downstream of the existing plug. This project is being delayed because of boundary correction issues.

Program: Joint Infrastructure	Project Status: Design	Environmental Status: Active (TBD)
--------------------------------------	-------------------------------	---

Project Cost:		Project Schedule:	
Approved	\$ 8.43 M	Approved 02/03/14	09/01/26
Forecast	\$ 14.99 M	Forecast 02/03/14	12/30/26
Actual	\$ 1.15 M	Project Percent Complete: 15.5%	

Key Milestones	Environmental Approval	Bid Advertisement	Construction NTP	Construction Final Completion
Current Forecast	12/29/23	08/01/24	04/01/25	06/30/26

Progress and Status:

The project team further developed the 95% design package. It is anticipated that the 95% design package will be circulated for review by mid-April. The proposed facility improvement is being assessed for potential environmental requirements, including wetland delineation, golden eagle and CA spotted owl surveys, ambient noise measurement, archeological survey, and historic resources evaluation. The National Park Service, Yosemite National Park, and the environmental consultant are supporting the Canyon Tunnel - Hetchy Adit Rehabilitation project team to develop the Environmental Impact Report.

Issues and Challenges:

The project forecast completion date has been extended four months past the approved date and the cost has been increased by \$6.5M for several reasons. First, this project has been on hold since 2016 in order to implement a right of way boundary correction; now that the correction has been made, the schedule forecast has been updated. Second, a recent construction cost estimate shows increase of direct costs for construction due to recommended additional rock excavation, concrete batch plant set up, and mechanical equipment upgrades. In addition, costs were updated for the current forecast construction schedule.



Existing condition of concrete plug

10014110 - Moccasin Wastewater Treatment Plant

Project Description: The Moccasin Wastewater Treatment Plant (WWTP) provides primary treatment of wastewater from Moccasin Compound prior to discharging the treated water to a nearby spray field. The WWTP was constructed in the 1970s and has been in continuous operation since its installation. The WWTP has reached the end of its reliable service life, and is becoming increasingly maintenance intensive. The scope of work is to replace the existing plant with a package two-train sequencing batch reactor (SBR) plant with grit removal and screening facilities, upgraded electrical and flow monitoring systems, flow equalization, SCADA instrumentation and automation features, and related site improvements.

Program: Joint Infrastructure	Project Status: Design	Environmental Status: Active (TBD)
--------------------------------------	-------------------------------	---

Project Cost:		Project Schedule:	
Approved	\$ 8.79 M	Approved 01/03/22	04/07/26
Forecast	\$ 12.03 M	Forecast 01/03/22	04/07/26
Actual	\$ 1.28 M	Project Percent Complete: 20.0%	

Key Milestones	Environmental Approval	Bid Advertisement	Construction NTP	Construction Final Completion
Current Forecast	11/14/23	05/10/23	11/28/23	09/09/25

Progress and Status:

A 95% design workshop was held on February 22 to present the proposed improvements and detailed design to Hetch Hetchy Water & Power. A Technical Steering Committee meeting was held on March 23 to present the 95% design, and the project team received concurrence to move forward with 100% design.

Issues and Challenges:

The increase in the forecasted project cost is due to a recent construction estimate developed in 2022 that demonstrates increases in base construction cost, additional process equipment costs, additional site development costs, increased escalation costs, and the medium voltage upgrade work.



Existing condition of Moccasin Wastewater treatment plant

8. ON-GOING CONSTRUCTION*

Construction Contract	Schedule			Budget		Variance (Approved - Forecast)		Percent Complete
	NTP Date	Approved Construction Final Completion**	Current Forecasted Construction Final Completion	Approved Contract Cost	Current Forecasted Cost**	Schedule (Cal Days)	Cost	
Water Infrastructure								
10035575 - SJPL Valve & Safe Entry Improvement - (Contract A, HH-1005)	05/16/22	09/13/24	09/13/24	\$11,879,454	\$11,879,454	0	\$0	48.1%
10035575 - SJPL Valve & Safe Entry Improvement - (Contract B, HH-1006)	11/07/22	09/11/24	09/11/24	\$12,981,989	\$12,981,989	0	\$0	0.0%
Power Infrastructure								
10014086 - Moccasin Powerhouse Transformers Installation - (Contract A, HH-1003R)	06/07/21	05/23/23	05/23/23	\$3,940,319	\$3,940,319	0	\$0	90.3%
10014086 - Moccasin Powerhouse Generator Rehab - (Contract B, DB-121R2)	06/21/21	06/17/24	09/30/25	\$28,898,986	\$28,898,986	(470)	\$0	27.5%
10014087 - Warnerville Substation - (DB-127R)	10/05/17	03/31/24	03/31/24	\$14,591,450	\$14,591,450	0	\$0	90.4%
10035721 - Transmission Lines 7/8 Upgrade - (HH-1007)	09/28/22	07/26/24	07/26/24	\$26,378,155	\$26,378,155	0	\$0	6.6%
Joint Infrastructure								
10014114 - Mountain Tunnel Improvement - (HH-1000R)	01/29/21	12/03/26	12/03/26	\$152,870,508	\$155,295,508	0	(\$2,425,000)	38.5%

	Approved	Current	Variance	
	Contract Cost	Forecast Cost	Cost	Percent
Program Total for On-Going Construction	\$251,540,861	\$253,965,861	(\$2,425,000)	(1%)

Note: * This table reflects Active Construction Contracts with an original contract amount greater than \$1M.

** The Forecasted Cost includes all approved, pending, and potential change orders; and Final Completion includes all approved, pending, and potential change orders, and trends.

9. PROJECTS IN CLOSEOUT

Project Title	Current Approved Construction Phase Completion	Actual Construction Phase Completion	Current Approved Construction Phase Budget	Construction Phase Expenditures To Date
Water Infrastructure				
Water Conveyance (Water)				
10035574 - SJPL Tesla Valves Replacement	07/29/22	10/28/22	\$1,948,649	\$917,725
Power Infrastructure				
Powerhouse				
10014075 - Holm and Other Powerhouse Projects	05/14/21	05/14/21	\$12,959,275	\$12,636,797
Joint Infrastructure				
Dams & Reservoirs (Joint)				
10030758 - OSH Dam Access and Drainage	08/21/22	01/10/23	\$1,649,003	\$1,586,355
TOTAL			\$16,556,927	\$15,140,877

10. COMPLETED PROJECTS

There are no completed projects

This page is intentionally left blank.

APPENDICES

A PROJECT DESCRIPTIONS

B APPROVED PROJECT LEVEL SCHEDULES / BUDGETS

C LIST OF ACRONYMS



This page is intentionally left blank



APPENDIX A. PROJECT DESCRIPTION

WATER INFRASTRUCTURE

Water Conveyance (Water)

10035574 SJPL Tesla Valves Replacement

This original project was to replace four large diameter butterfly valves, TUV 101 to 401, at Tesla Valve Vault so that the San Joaquin Pipelines (SJPL) could be safely isolated individually without the entire system shutdown. This would also improve safety to enter the pipelines for maintenance and inspection purposes. After the planning phase of the SJPL Valve and Safe Entry Improvement project (Project 10035575), it was recommended that the scope of the SJPL Tesla Valve Replacement be reduced to focus on completing the replacement of TUV101 only. The remainder of the work will be combined with the work of SJPL Valve and Safe Entry Improvement. The proposed baseline has been reduced by \$3.64m, from \$7.38m to \$3.74m, to reflect this reduction in scope.

10035575 SJPL Valve and Safe Entry Improvement

The SJPL Entry Assessment and Valve Improvement Project involves the three parallel transmission pipelines that stretch approximately 48-miles across the San Joaquin Valley from Oakdale Portal on the east to Tesla Portal near the City of Tracy on the west, with a partial fourth pipeline consisting of a 6.4-mile Eastern Segment and an 11-mile Western Segment. The four pipelines were built between 1932 and 2012, respectively, and range from 56- to 79.5-inches in diameter. As part of the WSIP, valve vaults were constructed along the SJPL System at various locations to increase operational flexibility and the overall reliability of the SJPL System. The valves are not sufficiently rated for hydrostatic or transient/surge pressures resulting in an unsafe condition for personnel to enter the pipelines unless there is a complete shutdown of the Hetch Hetchy Regional Water System (HHRWS). Given the age and condition of the SJPLs, work must be able to occur while the HHRWS is in service. The objective of this project is to allow safe entry into any and all sections of the SJPLs for inspection and maintenance while the remainder of the system stays in operation. This project will allow for isolation of the pipelines to prevent a water engulfment hazard during a Permit-Required Confined Space (PRCS) entry of a pipeline. In addition, replacement of the butterfly valves TUV 201 through 401, originally planned under SJPL Tesla Valves Replacement will be completed under this project.

Water Infrastructure Project Development

10014072 WATER ONLY/PROJ DEV

The Project Development (PD) Account captures Program level expenditures. There are four types of charges that will be allocated to the PD Account: 1) Task orders for overall program management and project prioritization tasks, where the costs should be distributed over all CIP Projects. 2) Infrastructure and Hetchy staff performing program level tasks including: capital plan development, budget management (including fund management, and cost reallocations); Unifier and Quarterly Report generation tasks, where the costs should be distributed over all CIP Projects. 3) Portal support for the existing SharePoint Portal (includes document management and project dashboard reporting) 4) Work Outreach program.

APPENDIX A. PROJECT DESCRIPTION CONT'D**POWER INFRASTRUCTURE****Powerhouse****10036809 Moccasin Powerhouse Bypass Upgrades**

Provide a reliable hydraulic bypass and energy dissipation system conveying water around the turbines to the Moccasin Reservoir Bypass Pipeline. Upgrade/replace high pressure energy dissipating valves, control systems, and associated structures to absorb 1,147 feet of pressure head and 430 cubic feet per second flow without damage.

10014086 Moccasin Powerhouse and GSU Rehabilitation

Moccasin Powerhouse Generators were completed in 1969 and generate a combined maximum output of 110 Megawatts. Both generator units have exceeded their life expectancy and need repair in order to continue operating reliably. Since their original installation, the generators have not had any major maintenance work done (no rewinds or overhauls). The objective of this project is to replace stator cores and coils. The scope of work also includes entire field pole replacement, replacement of the rotor pole/rim tail connection system with a new T-tail connection system, and supply of a new rotor rim for each generator following inspection and testing. The project will also involve replacement of two generator step-up transformers (GSU's), and power plant systems upgrades including: replacing 480V switchgear, 13.8kV switchgear, motor control centers, main control boards, protective relays, cooling water piping, and improving oil containment systems. The work is divided into three phases: Phase 1 - Generator Rehabilitation Phase 2 - GSU Replacement Phase 3 - Power Plant Systems Upgrades.

10014075 Holm and Other Powerhouse Projects

PLEASE NOTE: This project has been replaced by 10036104 and will not be requesting any additional funding in the Capital Plan. The powerhouses are made up of the following systems: 1) Turbine and governors; 2) Generator and excitation; 3) Electrical - Power train, station service and protection systems; 4) Step-up transformers; and 5) Mechanical systems. Rehabilitation costs for categories 1, 2, and 4 above are estimated at about 85% of total powerhouse rehabilitation costs (excluding building costs) and will be performed by Infrastructure. This project will fund: 1) Project under categories 3 and 5; 2) Unplanned failures for all categories; and 3) Managing replacement of assets with shorter life expectancies. Examples of electrical and mechanical systems covered in this project include inverters, breakers in 480V switchgear, 480V Motor Control Centers, electrical protective relays, cooling water piping/tubing, turbine shut-off valve control water piping/tubing, station air compressor, SCADA/control system, and vibration monitoring.

10036810 Kirkwood Powerhouse Bypass Upgrades

Provide a reliable hydraulic bypass and energy dissipation system conveying water around the turbines to the Kirkwood Powerhouse Bypass Chamber and Mountain Tunnel. Upgrade/replace high pressure energy dissipating valves, control systems, and associated structures to absorb 1,245 feet of pressure head and 430 cubic feet per second flow without damage.

Switchyard & Substations (Power)**10014087 Warnerville Substation Rehabilitation**

The additional funding request is to cover the remaining work for Warnerville Substation Rehabilitation project. Under Design Build Contract #DB-127R, installation of some 230kV equipment was deleted from

the contract but procured including circuit breakers, switches, insulators, and current voltage transformers. This remaining work includes the replacement of, four oil circuit breakers, bushings, surge arrestors, disconnect switches, current voltage transformer, insulators, relay protection, and other ancillary equipment. The Planning of the remaining work is expected to start in August 2020. Project Estimate is approximately \$6.2 Million.

Transmission Lines

10035721 Transmission Lines 7/8 Upgrades

BACKGROUND: The San Francisco Public Utilities Commission (SFPUC) electric transmission lines 7/8 conveys power from Warnerville Substation to Modesto Irrigation District's Standiford Substation. The SFPUC must accommodate additional power flowing across its transmission system due to grid interconnection requests from independent power generators interconnecting on the California Independent System Operator (CAISO). This is a requirement for SFPUC and HHWP obligations as a neighboring provider of electric transmission service. Studies performed by the SFPUC indicate the principal impact to its system is an overload of 115kV Lines 7&8 between HHWP Warnerville Substation and MID Standiford Substation under contingency conditions if interconnections are made without modification to the system's capacity. Without modifications, the SFPUC and HHWP transmission system could face reliability issues. Reconductoring also resolves multiple locations where the clearance between the existing conductors and the ground or structures does not meet current safe clearance regulations. **DESCRIPTION:** This project develops the scope of work, design, and contract documents necessary to bid, award, and manage the reconductoring contract. Reconductoring will include replacement of the existing 115kV conductors on Lines 7/8 from Warnerville to Standiford substations, resulting in improved transmission tower stability, and resolved clearance detections. The project will be partially funded by independent power generators interconnecting on the California Independent System Operator (CAISO) and the Transmission Line Clearance Mitigation Project (10014089).

Power Infrastructure Project Development

10014092 POWER ONLY/PROJ DEVELP

The Project Development (PD) Account captures Program level expenditures. There are four types of charges that will be allocated to the PD Account: 1) Task orders for overall program management and project prioritization tasks, where the costs should be distributed over all CIP Projects. 2) Infrastructure and Hetchy staff performing program level tasks including: capital plan development, budget management (including fund management, and cost reallocations); and Quarterly Report generation tasks, where the costs should be distributed over all CIP Projects. 3) Portal support for the existing SharePoint Portal (includes document management and project dashboard reporting) 4) Work Outreach program.

APPENDIX A. PROJECT DESCRIPTION CONT'D**JOINT INFRASTRUCTURE****Water Conveyance (Joint)****10014088 Moccasin Penstock Rehabilitation**

Moccasin Penstock was built in the early 1920's and conveys water from Moccasin Tunnel to Moccasin Powerhouse. A Condition Assessment Report, Phase I was submitted in 2011 by CH2MHill. The reports identified numerous deficiencies. The penstocks contain segments of hammer forged welded steel (HFWS) that has experienced failures in the past. This type of HFWS pipe has a history of brittle fracture failure at both Pacific Gas & Electric and Southern California Edison Penstocks. In addition, issues have been identified regarding the anchor/saddle system with respect to Alkali Reactive Silica which degrades the concrete. An Alternative Analysis Report and a Design Criteria report were submitted by MWH/Stantec in 2016. Due to lack of funds in the previous budget cycle, the project scope was reduced to limit the repair to one penstock. The design of the rehabilitation work for one penstock was completed and went out for bid. Because of the 2018 March Storm event and concerns about the isolation point at West Portal, the construction contract was terminated before the contractor started work. In view of long term asset reliability, HHWP decides to revisit the scope to include the rehabilitation work of both penstocks and other upgrade. The proposed new scope of this project includes rehabilitation of anchors blocks, penstock coating, penstock saddle, air valves, large diameter butterfly valves, bifurcation sections and flow meters; and upgrade of electrical system, power transformers, standby generator in the West Portal Valve House, and bulkhead isolation valves in the surge tower. The proposed project budget detailed below does not include the replacement of all HFWS pipes. This project will continue with the planning phase in FY2018-19 and further investigate if the HFWS in its' current condition meets the 100-year life span criteria. The existing allocated funds will be sufficient through Planning and Design Phases. The additional funding request is for additional scope in construction.

Dams & Reservoirs (Joint)**10030758 OSH Dam Access and Drainage**

The key objective of this project is to fall protection safety for Hetch Hetchy Water and Power (HHWP) operators inside the O'Shaughnessy Dam by installing fall protection systems that are in conformance with the updated Occupational Safety and Health Administration (OSHA) requirements, including ladders and landings with safety cage and/or fall restraint systems.

10032903 O'Shaughnessy Dam Outlet Works Phase I

O'Shaughnessy Dam (OSH) was completed in 1923 and raised in 1938. The original outlet works including gates and valves have been in services for more than 98 years. Inspections, condition assessments, and studies concluded that improvements and refurbishments of the outlet works system are needed to ensure safety and reliability. The work will be implemented in two phases. This project is to cover the Phase 1 work. The O'Shaughnessy Dam Outlet Works Phase 1 Project addresses the identified deficiencies of the existing outlet works system at OSH. Phase 1 will include five projects: (1) supply and installation of nine new bulkheads; (2) improvements to the existing dam drainage system, repair cracks and joints, and lighting; (3) replacement of existing Instream Flow Release (IFR) valves; (4) NAR and AAR for twelve existing slide gates; and (5) NAR and AAR for the existing drum gates. The existing control gates and valves are essential features for dam safety and reservoir operation. The project is needed to maintain safe and reliable operation of these aging assets. Failure or malfunction of these gates and valves will affect dam safety and result in reduction of storage and reduction of water deliveries to SFPUC customers.

10037351 Moccasin Dam & Reservoir Long-Term Improvements

The flow capacity of the existing spillway is inadequate to protect the Moccasin Dam against overtopping and erosion from severe flood events. The dam almost overtopped during the March 2018 storm event when flows were released from the auxiliary spillway and caused significant damage to the auxiliary spillway. The surrounding areas and the upstream diversion dam also sustained damage from the flood. This project is needed for dam safety. The objective of this project is to increase the spillway flow capacity to allow safe passage of flood flows without overtopping the dam and to protect the associated facilities within the Moccasin reservoir boundary against flood damages.

10014115 Cherry Dam Spillway - Short Term Improvements

A spillway release from Cherry Dam in 2010 caused a landslide, blockage of the spill channel, and extensive erosion in the close proximity of the dam's right abutment. In addition, it caused flooding of the Cherry Power Tunnel Adit, and flooding of a campground further downstream. Engineering studies determined that significant long-term improvements to increase the spillway flow capacity are needed to maintain dam safety. The objective of this project is to re-establish containment for the breached spill channel section and to protect the downstream slope of the existing embankment dam from uncontrolled releases and erosion in the interim until the long-term improvements are implemented.

Mountain Tunnel**10014114 Mountain Tunnel Improvement Project**

Constructed between 1917-25, Mountain Tunnel (MT) is a critical, non-redundant link in the Hetch Hetchy water system, conveying SFPUC water supply from Kirkwood Powerhouse to Priest Reservoir. Due to the tunnel's 90 years of operation, deferred maintenance, as well as the construction deficiencies in the early 1900s, sections of the tunnel have deteriorated, some more extensively than others. MT improvements to enhance SFPUC's ability to provide reliable, high-quality water to its customers, will be carried out through three projects: 1. MT Adits & Access Improvement 2. MT Inspection and Repair 3. MT Tunnel Improvements. Mountain Tunnel Adits & Access Improvement Project will enlarge Adits 5/6 and 8/9 to accommodate quick entry of construction crews and equipment into the tunnel; and will improve access roads to the said adits. Mountain Tunnel Inspection & Repairs Project provides for a tunnel inspection in 2017 to update the Condition Assessment conducted in 2008, as well as short-term repairs in 2017 and 2018 to reduce the risk of failures in the concrete lining prior to the long-term project being implemented. Mountain Tunnel Improvements (Rehabilitation) Project was selected for the design and construction of the preferred engineering alternative that will keep this vital component of the Hetch Hetchy Water and Power System in reliable service for years to come. Budget and schedule is based on the Mountain Tunnel Improvement which has an anticipated construction phase between from 2021 to 2027 (MRN 238-241, 244, 245) **This is the Water portion of the Mountain Tunnel project.

Roads & Bridges (Joint)**10035086 Bridge Replacement**

HHWP is responsible for maintaining 14 bridges located in the Cherry, Eleanor and Hetch Hetchy region. Condition assessment has identified the need for rehabilitation and/or replacement (age and to meet current seismic design criteria). Two of the fourteen bridges require substantial modification or replacement and have been combined into this project. This project includes rehabilitation and/or replacement of O'Shaughnessy Adit Access Bridge; and Lake Eleanor Dam Bridge. The Lake Eleanor Dam Bridge is a structural component of the Lake Eleanor Dam which is integral to the structural/seismic integrity of the arch dam and should be addressed immediately. The O'Shaughnessy Adit Access Bridge

was built in 1960. It is approximately 84 feet long and is a four-span simply supported bridge with a timber deck and concrete piers. It is located right at the downstream of O'Shaughnessy Dam and provides on land two-way access to Canyon Tunnel.

Tunnels (Joint)

10014108 Canyon Tunnel Rehabilitation

Canyon Tunnel was built over 55 years ago. A condition assessment was performed on the tunnel in 2009 and the tunnel is in generally good condition with the exception of the Hetchy Adit, a tunnel access point. Temporary repairs have been made to the "plug" at this adit twice (1989, 2009), but permanent repairs are needed to reduce leakage and increase reliability of the system. Project scope includes installation of a new reinforced concrete plug downstream of the existing plug. This project is being delayed because of boundary correction issues.

Utilities (Joint)

10014110 Moccasin Wastewater Treatment Plant

The Moccasin Wastewater Treatment Plant (WWTP) provides primary treatment of wastewater from Moccasin Compound prior to discharging the treated water to a nearby spray field. The WWTP was constructed in the 1970s and has been in continuous operation since its installation. The WWTP has reached the end of its reliable service life, and is becoming increasingly maintenance intensive. The scope of work is to replace the existing plant with a package two-train sequencing batch reactor (SBR) plant with grit removal and screening facilities, upgraded electrical and flow monitoring systems, flow equalization, SCADA instrumentation and automation features, and related site improvements.

Joint Infrastructure Project Development

10014116 JOINT - PROJECT DEVELOPMENT

The Project Development (PD) Account captures Program level expenditures. There are four types of charges that will be allocated to the PD Account: 1) Task orders for overall program management and project prioritization tasks, where the costs should be distributed over all CIP Projects. 2) Infrastructure and Hetchy staff performing program level tasks including: capital plan development, budget management (including fund management, and cost reallocations); Unifier and Quarterly Report generation tasks, where the costs should be distributed over all CIP Projects. 3) Portal support for the existing SharePoint Portal (includes document management and project dashboard reporting) 4) Work Outreach program.

APPENDIX B. Hetch Hetchy Capital Improvement Program Approved Project Level Schedules/Budgets

Project Name	Approved Budget	Start	Finish	FY2022				FY2023				FY2024				FY2025				FY2026				FY2027				FY2028				FY2029				FY2030				FY2031				FY2032	
				FQ1	FQ2	FQ3	FQ4	FQ1	FQ2	FQ3	FQ4	FQ1	FQ2	FQ3	FQ4	FQ1	FQ2	FQ3	FQ4	FQ1	FQ2	FQ3	FQ4	FQ1	FQ2	FQ3	FQ4	FQ1	FQ2	FQ3	FQ4	FQ1	FQ2	FQ3	FQ4	FQ1	FQ2	FQ3	FQ4	FQ1	FQ2	FQ3	FQ4	FQ1	FQ2
Hetchy Capital Improvement Program	\$862,306,192.00	03-Oct-11	30-Oct-35																																										
Hetch Hetchy Water Enterprise	\$862,306,192.00	03-Oct-11	30-Oct-35																																										
Water Infrastructure	\$155,874,178.00	26-Mar-12	30-Jun-33																																										
Water Conveyance (Water)	\$146,401,975.01	01-May-19	13-Mar-28																																										
10035574 SJPL Tesla Valves Replacement	\$3,740,000.00	01-May-19	30-Dec-22																																										
10035575 SJPL Valve and Safe Entry Improvement	\$142,661,975.00	01-Jul-19	13-Mar-28																																										
Water Infrastructure Project Development	\$9,472,203.00	26-Mar-12	30-Jun-33																																										
10014072 WATER ONLY/PROJ DEV	\$9,472,203.00	26-Mar-12	30-Jun-33																																										
Power Infrastructure	\$205,300,184.00	29-May-12	30-Oct-35																																										
Powerhouse	\$118,581,215.00	03-Sep-13	30-Oct-35																																										
10014075 Holm and Other Powerhouse Projects	\$20,703,580.00	03-Sep-13	22-Aug-22																																										
10014086 Moccasin Powerhouse and GSU Rehabilitation	\$66,713,635.00	04-Jan-16	03-Dec-27																																										
10036809 Moccasin Powerhouse Bypass Upgrades	\$15,007,000.00	18-Sep-20	01-Dec-27																																										
10036810 Kirkwood Powerhouse Bypass Upgrades	\$16,157,000.00	27-Feb-20	30-Oct-35																																										
Switchyard & Substations (Power)	\$34,248,428.00	01-Sep-15	25-Nov-26																																										
10014087 Wamerville Substation Rehabilitation	\$34,248,428.00	01-Sep-15	25-Nov-26																																										
Transmission Lines	\$37,969,000.00	02-Dec-19	31-Jan-25																																										
10035721 Transmission Lines 7/8 Upgrades	\$37,969,000.00	02-Dec-19	31-Jan-25																																										
Power Infrastructure Project Development	\$14,501,541.00	29-May-12	30-Jun-33																																										
10014092 POWER ONLY/PROJ DEVELOP	\$14,501,541.00	29-May-12	30-Jun-33																																										
Joint Infrastructure	\$501,131,830.00	03-Oct-11	30-Jun-33																																										
Water Conveyance (Joint)	\$47,251,363.00	01-Feb-16	28-Feb-28																																										
10014088 Moccasin Penstock	\$47,251,363.00	01-Feb-16	28-Feb-28																																										
Dams & Reservoirs (Joint)	\$136,883,506.01	01-Mar-17	30-Jun-28																																										
10032903 O'Shaughnessy Dam Outlet Works Phase I	\$47,894,099.00	01-Feb-18	16-Sep-25																																										
10030758 OSH Dam Access and Drainage Improvements	\$3,952,211.00	01-Mar-17	28-Feb-23																																										
10037351 Moccasin Dam Long-Term Improvements	\$73,176,231.00	03-May-21	30-Jun-28																																										
10014115 Cherry Dam Spillway - Short Term Improvem	\$11,860,965.00	01-Mar-21	30-Jun-27																																										
Mountain Tunnel	\$238,218,951.01	03-Oct-11	03-Jun-27																																										
10014114 Mountain Tunnel Improvement Project	\$238,218,951.01	03-Oct-11	03-Jun-27																																										
Road and Bridges (Joint)	\$29,370,881.00	27-Feb-20	01-Jul-27																																										
10035086 Bridge Replacement (4 - Bridges)	\$29,370,881.00	27-Feb-20	01-Jul-27																																										
Tunnels (Joint)	\$8,428,813.00	03-Feb-14	01-Sep-26																																										
10014108 Canyon Tunnel Rehabilitation	\$8,428,813.00	03-Feb-14	01-Sep-26																																										
Utilities (Joint)	\$8,794,549.00	03-Jan-22	07-Apr-26																																										
10014110 Moccasin Wastewater Treatment Plant	\$8,794,549.00	03-Jan-22	07-Apr-26																																										
Joint Infrastructure Project Development	\$32,183,767.00	25-Jun-12	30-Jun-33																																										
10014116 JOINT - PROJECT DEVELOPMENT	\$32,183,767.00	25-Jun-12	30-Jun-33																																										



APPENDIX C. LIST OF ACRONYMS

AAR	Alternative Analysis Report
BLM	Bureau of Land Management
CAISO	California Independent System Operator
CATEX	Categorical Exemption
CCTV	Closed-Circuit Television
CEQA	California Environmental Quality Act
CER	Conceptual Engineering Report
CIP	Capital Improvement Program
CRT	Coast Range Tunnel
DB	Design, Build
DCR	Design Criteria Report
DSOD	Division of Safety of Dams
EMB	Engineering Management Bureau
FCF	Flow Control Facility
FY	Fiscal Year
GSU	Generator Step-Up
GWH	Gigawatt Hours
HCIP	Hetch Hetchy Capital Improvement Program
HH	Hetch Hetchy
HHWP	Hetch Hetchy Water and Power
HPH	Holm Powerhouse
IFR	Instream Flow Release
JOC	Job Order Contract
KPH	Kirkwood Powerhouse
MGD	Million Gallons per Day
MID	Modesto Irrigation District
MPH	Moccasin Powerhouse
NAR	Needs Assessment Report
NERC	North American Electric Reliability Corporation
NTP	Notice to Proceed
OSH	O'Shaughnessy Dam
PD	Project Development
PG&E	Pacific Gas and Electric Company
PLC	Programmable Logic Controllers
PSI	Per Square Inch
R&R	Renewal and Replacement
SBR	Sequence Batch Reactor
SCADA	Supervisory Control and Data Acquisition
SFPUC	San Francisco Public Utilities Commission
SJPL	San Joaquin Pipeline
TSC	Technical Steering Committee
TTF	Tesla Treatment Facility
TUV	Tesla Ultra Violet
TVH	Tesla Valve House
WSIP	Water System Improvement Program
WWTP	Wastewater Treatment Plant