

Grant Assistance for Floodwater Management










Grant Requirements and Terms

(September 2022)



Grant Assistance Overview

The San Francisco Public Utilities Commission’s (SFPUC) Floodwater Management Grant Assistance Program (“Grant Program”) is designed to encourage San Francisco property owners to make flood risk reduction modifications to their properties to minimize their risk of property damage due to rain-related flooding. Grant Program projects can reduce flood risk through **Plumbing Modifications, Dry Flood Risk Reduction, or Wet Flood Risk Reduction modifications**, such as:

Example Plumbing Concepts		
		
Backwater Valves: A device in the plumbing system used to maintain flow in one direction in a sewer pipeline	Improve Site Drainage: A trench drain can improve drainage at low points on property	Pumping: An improvement that allows for water to be moved away from the property
Example Dry Flood Risk Reduction Concepts		
		
Permanent Water Resistant Doorways/Seals: Modifications to prevent floodwaters from entering building	Temporary Flood Barriers: Deployable barriers to prevent flood waters from entering building	Permanent Flood Barriers: Permanent structures designed/constructed to prevent flood waters from entering building
Example Wet Flood Risk Reduction Concepts		
		
Elevate Utilities: Protects critical utilities and appliances	Cleanable Surfaces: Make flood-prone surfaces cleanable	Ceiling-Attached Sockets: Prevents damage to electrical outlets

These concepts illustrate the types of technologies that property owners may employ. Each property owner should consider the property-specific configuration and features that could contribute to the risk of flooding on their property.

Projects that meet the SFPUC’s grant eligibility (see below) will be funded on a first-come-first-served basis. Future funding availability is contingent upon future SFPUC budget approvals.

SFPUC provides **administrative assistance throughout the application process** to answer your questions and guide you through the process. Please email the SFPUC Grant Administrator at FloodwaterGrants@sfgov.org or leave a voicemail at 415-695-7326 with any questions.

The amount of funds a property owner may receive varies, depending on the type of property:

Property Type	Total Eligible Project Payment Amounts
An owner-occupied residential property that does not have rental units	Up to 90% of total Eligible Costs*, and not to exceed \$100,000 per property
An owner-occupied residential property owner applicant, without rental units, who satisfies the program financial hardships eligibility criteria (must submit the <i>Financial Hardship Eligibility Form</i>) or small business or nonprofit applicants with no more than 50 full-time employees	Up to 100% of total Eligible Costs*, and not to exceed \$100,000 per property
All other non-residential properties or residential properties with rental units	Up to 80% of total Eligible Costs*, and not to exceed \$100,000 per property

* **Eligible Costs** are limited; see *Eligible Costs and Guidance*.

Eligible Costs and Guidance

Costs eligible for payment with grant funds are limited to project work directly related to a project that reduces a property owner’s risk of harm from flooding, including supplies/materials, permit fees, and engineer/contractor/surveyor work to design and implement projects and restore the immediate work area to pre-construction conditions. For any flood risk reduction project that is custom designed by a manufacturer, such as a doorway flood barrier, eligible costs are limited to installation costs based on the manufacturer’s recommendations and costs associated with restoring the immediate work area to pre-construction conditions.

Prospective applicants for grant funding should also review the following guidance documents:

- [Grant Interest Form](#): Includes a fillable form to indicate a property owner’s interest.
- [Floodwater Grant Program – Example Concepts](#): Includes descriptions of eligible flood risk technology options that may address flood risk on different properties. Property owners are also permitted to include other appropriate technical options in discussions with SFPUC, and in an application submitted for funding consideration.
- [Floodwater Management Grant Program Contractor/Engineer Resources List](#): List of contractors and engineers with experience in flood-related projects on private properties in San Francisco.

Eligibility Criteria

Proposed projects must meet all the criteria set forth below to qualify for grant assistance. Projects that do not meet one or more of the criteria listed below will not receive grant funding.

1. Properties that experienced Prior Storm-Related backflow event where water from the sewer and stormwater combined collection system entered the property through plumbing fixtures or a storm-related flood event when flood waters entered the property from an adjacent right-of-way are eligible for grant funding.
2. The project will reduce the property owner’s risk of damage/harm due to flooding caused by overland flow from the public right-of-way during rainstorms.

3. Property owners applying for grant funding must submit a complete application prior to completing the project.
4. Property owners applying for funding must have an active SFPUC account for wastewater services for the San Francisco property where the project will be constructed or installed.
5. For condominiums, the project must be consistent with applicable homeowner's association rules and requirements.
6. The project will be constructed or installed on property owned by the person or persons applying for grant funding.
7. The proposed activity will be implemented within the timeline set out in the grant agreement.

Financial Hardship and Small Business or Nonprofit Eligibility

The Floodwater Management Grant Program allows property owners who have demonstrated they are experiencing financial hardship or small businesses and nonprofits with no more than 50 full-time employees to:

- Receive 100% of the eligible costs of flood risk reduction projects (up to \$100,000 per property) to be reimbursed for property owners who occupy their residential property, do not have rental units that may generate rental income from the property, and face financial hardship.
- Receive an up-front payment prior to the start of work to use for deposit or start of work payment to the contractor. The SFPUC will disburse up to 10% of total project costs or \$1,000, whichever is less.
- Receive all payments up to the full grant amount to be installment payments instead of reimbursements.

This Financial Hardship Eligibility Form and associate documentation must accompany a completed Grant Application. If you are not eligible to participate in this optional program, you may still be eligible to participate in the Grant Program.

For owner-occupied residential property owners, in order to be approved for this program, the City must be able to determine your receipt of public benefits. (1) Applicants may provide the SFPUC with the option to look up their limited income eligibility in Human Services Agency (HSA) and give permission to HSA to share the applicant's income information or (2) they may provide proof of their hardship through their own supporting documentation. Supporting documentation includes proof that you receive public benefits from one of the following programs: Supplemental Security Income (SSI) and State Supplementary Payment (SSP); California Work Opportunity and Responsibility to Kids Act (CalWORKs) or a federal Tribal Temporary Assistance for Needy Families (Tribal TANF) Grant Program; Food Stamps or the California Food Assistance Program (CFAP); County Relief, General Relief (GR), or General Assistance (GA); Cash Assistance Program for Aged, Blind, and Disabled Legal Immigrants (CAPI); In-Home Supportive Services (IHSS); or Medi-Cal.

Grant Process

The application process consists of **two-steps**, followed by project implementation.

- **APPLICATION STEP 1: Indicate Interest in Grant Program**
 - You should fill out and return the *Grant Interest Form*. This submittal begins the application process.
 - A grant team member will contact you within five (5) business days to schedule a meeting to review your project with City staff from appropriate departments and to provide detailed explanations of the grant application process.
 - SFPUC will evaluate expected flood elevation using the SFPUC's hydrologic and hydraulic model. This assessment, plus a staff site visit, enables Grant Program staff to understand

the likely depth of flooding at a given site and determine whether a given property is eligible for grant funds.

- This assessment will also allow staff to describe how different technologies could function in the space.
- **APPLICATION STEP 2: Complete Application**
 - After the initial meeting, you should submit the complete grant application, financial hardship eligibility form (if applicable), IRS W-9 form, and any documentation necessary to fully describe all elements of the proposed project, including detailed design drawings and at least two competitive construction cost quotes.
 - If plumbing work is required for the projects, obtaining a DBI Plumbing Survey is required before the application is submitted. To arrange the plumbing survey, you should contact DBI's Chief Plumbing Inspector, Steve Panelli, at 415-558-6058 or by email at Steve.Panelli@sfgov.org. Please do not request the survey over the counter or through the general phone line as this will delay your project approval.
 - The SFPUC will evaluate your application, and will determine whether the proposed project is subject to review required in accordance with the California Environmental Quality Act, and will assist the project applicant in developing appropriate documentation. Grants cannot be awarded before CEQA review is complete.
 - If approved, SFPUC will reserve funding, and prepare a grant agreement. This review will take from six (6) to eight (8) weeks, depending on the complexity of the project. Projects that meet the grant eligibility criteria will be funded on a first-come-first served basis. Applications reviewed after all funds are reserved may be considered for priority funding for future fiscal years, if such funds are allocated. SFPUC will send a Funding Reservation Letter to the Applicant confirming funds are conditionally reserved and may be approved within two (2) months.
 - After receipt of the grant agreement, please review, sign, and return the grant agreement. Upon receipt of the signed grant agreement, SFPUC will issue a funding approval letter. The Funding Approval letter indicates that funding has been approved for the specific purpose of paying the Applicant and will not be depleted or diverted prior to the dates stated in the Funding Approval Letter.
- **BUILD PROJECT**
 - Once the funding is approved, you will obtain a contractor and obtain applicable building permits, perform construction, and complete final DBI inspection (if required based on project type) to confirm all work was completed as designed. You will fill out and submit payment request(s) to receive period payments of the grant funds. The SFPUC will review, and, if consistent with the requirements of the program and the approved project, approve the issuance of payment to you. After completion of the project operation and maintenance of the project(s) is the responsibility of the Grantee, in accordance with the Grant Agreement, and shall be performed in accordance with the manufacturer's guidelines and recommendations.

Grant Reservation

You must sign the grant agreement within two (2) months the SFPUC's approves your grant application. If the executed grant agreement and other documentation outlined above are not received by the SFPUC within that two (2) month period, a new application must be submitted and will be subject to the availability of funds. The project must be completed within six (6) months after the grant agreement is executed and a funding approval letter is issued by the SFPUC. A request for the final payment of grant funds must be submitted within two (2) months after project completion or final DBI inspection, where appropriate.

A grant reservation extension, project completion extension, and/or reimbursement extension may be requested prior to the end of respective completion durations and may be granted at the discretion of SFPUC staff in writing.

Payments

Grant payments will be made following the grantee’s submittal of invoices for work performed and any other required documentation listed below. The grantee may request payment in multiple installments, depending on the grant amount, as shown in the table below. Total payment will not exceed \$100,000 per property.

Project Grant Amount	Number of Allowable Payments
Grants up to \$30,000	Eligible for up to two (2) payments
Grants from \$30,001 up to \$50,000	Eligible for up to three (3) payments
Grants from \$50,001 up to \$100,000	Eligible for up to five (5) payments

Payments for Hardship Grantees

Up-front Deposit Payment: For (1) owner-occupied residential properties who satisfy the financial hardship criteria by filling out the financial hardship eligibility form, and (2) small businesses or nonprofits with up to 50 full-time employees, SFPUC provides one up-front payment for contractor deposits to secure work. The SFPUC will disburse up to 10% of total project costs or \$1,000, whichever is less, solely for deposit or start of work payment to the contractor. This up-front payment will be provided to qualified applicants following Grant Agreement Execution and prior to the commencement of construction. This payment is provided in addition to the number of allowable installment payments for the project.

Installment Payments: The SFPUC allows all payments up to the full grant amount to be installment payments instead of reimbursements for applicants who meet the financial hardship or small business and nonprofit criteria.

Installment Payment Documentation Requirements: the grantee must submit the following documents to request payment:

- Request for Payment form (provided with the grant agreement).
- For the **initial** installment payment request, proof of any applicable DBI permits. The grantee can view and print documentation here: sfdbi.org/dbipts
- For **all** installment payment requests, documentation of costs incurred (e.g. invoice(s) from engineer/contractor/manufacture invoice; permit fees incurred; etc.), and documentation of progress made in installing the project (e.g. invoices from contractor/engineer/manufacture). Proof of payment is due within 30 days and no subsequent payment will be made without such proof.
- For **final** payment, provide:
 - a. All invoices and proof of payment (e.g. credit card statement showing payment) for completed work. *
 - b. Documentation of DBI final inspection associated with any permits.
 - c. For flood barrier installation, electronic or print photos showing each doorway with a barrier installed/deployed.
 - d. *Exception: If you satisfy the financial hardship eligibility or are a small business or nonprofit with no more than 50 full-time employees, proof of payment is not required before final

payment. Instead, proof of payment must be submitted within 30 days of project completion, in accordance with the Grant Agreement.

Taxes and Insurance

A grant may be considered income and may be taxable. The grantee is responsible for determining whether a tax liability exists. The grantee will receive a 1099-Misc tax form from the City in February of the calendar year following grant payment. The City is obligated by federal law to issue a 1099-Misc form. In order to issue a 1099-Misc, SFPUC requires each applicant to provide relevant tax information by submitting a W-9 form with the grant application.

The City requires evidence of insurance for all grant-funded activities. Prior to beginning work on a project, the grantee must submit proof of required insurance, including Workers' Compensation and Commercial General Liability. This proof of insurance is typically provided to the grantee by their contractor.

Permits

All activities must comply with applicable local, state, and federal permit requirements.

Applications

Please deliver the complete application for the Floodwater Management Assistance Grant to:

San Francisco Public Utilities Commission
Attn: Floodwater Management Grant Assistance Program
525 Golden Gate Ave, 9th Floor
San Francisco, CA 94102

For questions about the Grant or if you require assistance in completing the application, please email the SFPUC Grant Administrator at FloodwaterGrants@sfgwater.org or call 415-695-7326.

Grant Assistance for Floodwater Management

STEP 1: Grant Interest Form

Floodwater Management Grant Interest Form

The San Francisco Public Utilities Commission (SFPUC)'s Floodwater Management Grant Assistance Program ("Grant Program"), launched in 2013, helps property owners in San Francisco minimize the risk of flooding on their properties due to heavy rainstorms. We encourage you to take advantage of the Grant Program.

We want to make this process as easy as possible. Resources to help you navigate the Floodwater Grant Program include:

- Streamlined application process with more staff available to assist applicants
- Resources for applicants, including a list of contractors and engineers with relevant experience
- Grant payments available through multiple installments
- Upfront contractor payment assistance for those experiencing financial hardship
- Easy online application processes using DocuSign

INTERESTED IN APPLYING? Please include your contact information below and send back to our **Grant Administrator** at FloodwaterGrants@sfgov.org. A grant team member will contact you to schedule a meeting to review your project.

(FILLABLE FORM BELOW. PLEASE USE REVERSE IF NEEDED)

FULL NAME	
EMAIL ADDRESS	
PHONE NUMBER	
PHYSICAL ADDRESS (of property for the grant)	
BRIEF DESCRIPTION OF ISSUE YOU HAVE EXPERIENCED IN THE PAST (What dates did you flood? From where did water enter your property?)	

STEP 2: Grant Application for Plumbing Modifications

Internal Use:
Application Tracking #:

Approved Denied

Activity Information			
Project Type (check all that are applicable):			
<input type="checkbox"/>	Sewer Backwater Valve	<input type="checkbox"/>	Roof Drainage Separation
<input type="checkbox"/>	Rain Barrel	<input type="checkbox"/>	Sump Pump
<input type="checkbox"/>	Toilet with Grinder Pump		
<input type="checkbox"/>	Site Drainage Modifications (please clarify):		
<input type="checkbox"/>	Other (please clarify):		
Installation Address:			
Brief Project Description (attach additional supporting documents, as needed)			

Applicant Contact Information			
Property Owner:			
Mailing Address:	Street:		
	City & State:	Zip Code:	
Day/Work Phone:		E-Mail Address:	
Primary Project Contact Person (if different):			
Day/Work Phone:		E-Mail Address:	

Project Costs	
Individually list each project type for which you are seeking funding with this application (e.g. "Toilet with grinder pump in first-floor bathroom")	Eligible Project Cost
1.	\$
3.	\$
4.	\$
5.	\$
Total Project Eligible Cost:	\$

*SFPUC will verify eligibility and determine total grant amount subject to Applicant cost-share and maximum funding amount per property.

Applicant Signature
<p>The Applicant declares that the information provided represents the goals, scope, budget and details of the proposed activity, and assures that any funds received as a result of the application will be used only for purposes set forth herein.</p> <p>Name (print): _____ Signature: _____ Date: _____</p>

Required Documentation

Please check boxes to indicate that copies of the following required information as outlined in the guidelines are attached to the application:

Project Documentation

- If non-plumbing project work** is included beyond restoration of the immediate plumbing work area, Applicant must submit separate *Grant Application for Modifications Other than Plumbing*.

- DBI Plumbing Survey.** The Applicant shall submit proof of a completed plumbing survey performed by DBI verifying that a backflow preventer/plumbing modification would be suitable. **To arrange the plumbing survey, grant applicants should contact DBI’s Chief Plumbing Inspector Steve Panelli by phone directly at 415-558-6058 or email at Steve.Panelli@sfgov.org. NOTE: Do not request the survey over-the-counter or through the general phone line as this may cause delays.**

- Completed IRS W-9 form.**

Prior Storm-Related Flood Events Associated with Plumbing Fixtures:

- Written Description of Prior Storm-Related Backflow Events.** The Applicant shall provide documentation which illustrates a prior storm event when backflow water from the sewer and stormwater combined collection system entered the property through plumbing fixtures, including date(s) of occurrence.
 - Photo Documentation (if available).**
 - Claims for Property Damage (if available).**
 - Other Relevant Information (if available).**
-
- Detailed Design Drawings.** The Applicant shall submit drawing(s) of existing plumbing arrangements and proposed work to be done, including plumbing work and project area restoration details showing access for maintenance.

 - Competitive Plumbing Construction Quotes. The applicant shall provide at least two competitive construction cost quotes from appropriate contractors.** The construction quotes must be prepared by a California C-36 licensed plumber and shall include a labor breakdown, cost of plumbing modification device(s) and associated materials, and a time estimate for completion of work. Eligible construction costs are limited; see *Eligible Costs and Guidance*. The construction quotes shall correspond to the work scope shown in the design drawings submitted with the application. The accepted contractor's quote must be within 10% of the lowest bid. The bids must be clearly marked with which would be accepted and which rejected.

 - Permits/Permission.** List any permits (i.e. building, plumbing, etc.) that will be secured for the proposed activity(ies).

Type of Approval Required

Approving Agency

Check all that apply:

Plumbing Permit Over-the-Counter Permit

DBI

Other: _____

Grant Assistance for Floodwater Management

STEP 2: Grant Application for Modifications Other than Plumbing

Internal Use:
Application Tracking #:

Approved Denied

Activity Information

Project Type (check all that are applicable):

<input type="checkbox"/>	Flood Barrier	<input type="checkbox"/>	Garage Door Side and/or Floor Seal
<input type="checkbox"/>	Water-tight Door	<input type="checkbox"/>	Water-tight Window
<input type="checkbox"/>	Temporary Flood Barrier	<input type="checkbox"/>	Driveway Entry Bump
<input type="checkbox"/>	Flood Curb	<input type="checkbox"/>	Flood Wall
<input type="checkbox"/>	Raise Electrical Outlets		
<input type="checkbox"/>	Seal Openings (please clarify):		
<input type="checkbox"/>	Raise Utilities or Appliances (please clarify):		
<input type="checkbox"/>	Create cleanable surfaces (e.g. foundation footwall, exterior finishes) (please clarify):		
<input type="checkbox"/>	Create floodable interior space (e.g. flood vents) (please clarify):		
<input type="checkbox"/>	Other (please clarify):		

Installation Address:

Brief Project Description (attach additional supporting documents, as needed)

Applicant Contact Information

Property Owner:			
Mailing Address:	Street:		
	City & State:	Zip Code:	
Day/Work Phone:		E-Mail Address:	
Primary Contact Person (if different):			
Day/Work Phone:		E-Mail Address:	

Project Costs	
Individually list each project type for which you are seeking funding with this application (e.g. "Small Flood Barrier on side garage door")	Eligible Project Cost
1.	\$
2.	\$
3.	\$
4.	\$
5.	\$
Total Eligible Project Cost:	\$

*SFPUC will verify eligibility and determine total grant amount subject to Applicant cost-share and maximum funding amount per property.

Applicant Signature
<p>The Applicant declares that the information provided represents the goals, scope, budget and details of the proposed activity, and assures that any funds received as a result of the application will be used only for purposes set forth herein.</p> <p>Name (print): _____ Signature: _____ Date: _____</p>

Required Documentation

Please check boxes to indicate that copies of the following required information as outlined in the guidelines are attached to the application:

Project Documentation

- If plumbing project work** is included, the applicant must submit separate *Grant Application for Plumbing Modifications*.
- Completed IRS W-9 form.**

Prior Storm-Related Flood Events Associated with Flood Water Entering from Overland Flooding:

- Written Description of Prior Storm-Related Flood Events (Required for Flood Walls and Flood Curb Projects).** The Applicant shall provide documentation which illustrates a prior storm event when flood waters entered the property from an adjacent right-of-way.
 - Photo Documentation (if available).**
 - Claims for Property Damage (if available).**
 - Other Relevant Information (if available).**
- Detailed Design Drawing.**

The applicant shall submit drawing(s) of existing site, dimensions and layout of all proposed modifications (*i.e.* raising utility, structurally strengthening exterior walls, etc.), details of

construction, and project area restoration details. Projects that alter an existing structure require inclusion of structural details prepared and stamped by a licensed California Professional Engineer.

For flood wall and flood curb projects, the applicant shall submit drawing(s) of existing site, dimensions and layout of proposed modification (*i.e.* wall, curb, etc.), and details of wall or curb and foundation design sufficient to demonstrate its strength to structurally withstand the pressure of standing or flowing floodwater on one side. Flood walls may not block a natural water flow path across a property line between two adjacent parcels; for example, you may not build a flood wall that would divert water to your neighbor's property. Note: Walls taller than three feet in height adjacent to the public right-of-way are subject to further review by City Planning.

For flood barrier projects, the applicant shall submit drawings provided by flood barrier manufacturer. The drawings shall include dimensions of opening(s) where the flood barrier will be utilized or deployed.

- Competitive Construction Quotes. The applicant shall provide at least two competitive construction cost quotes from appropriate contractors.** The construction quotes shall be prepared by at least one of the following California Contractor's licenses: General Engineering "A", General Building "B", Electrical (C-10), Earthwork and paving (C-12), and/or Landscaping (C-27). Construction quotes shall include a labor breakdown, cost of materials, and a time estimate for completion of work. Eligible Costs are limited; see *Eligible Costs and Guidance*. The accepted contractor's quote must be within 10% of the lowest bid. The bids must be clearly marked with which would be accepted and which rejected. No reimbursement/installment payment(s) will be given to the applicant for any modifications or enhancements that are not directly necessary to control floodwater.

- Permits/Permission.** List the permits (*i.e.* building, etc.) that will be secured for the proposed

Type of Approval Required

Approving Agency

Check all that apply:

Plumbing Permit Over-the-Counter Permit

DBI

Other: _____

For any technology that is custom designed by a manufacturer, such as a doorway flood barrier

- ❑ **Manufacturer's Installation Requirements and Product Price Quote.** The applicant shall provide the manufacturer's cost quotes for the costs of installing the project. The installation must be done by the manufacturer, their approved installer, or an independent contractor, as required by the manufacturer. Product price quote from the manufacturer for each custom designed piece of technology shall include appropriate taxes and shipping costs to the property where it will be installed.
- ❑ **Installation Price Quote.** The installation quote shall include a detailed breakdown for each custom designed technology, including labor breakdown, time estimate and acknowledgement of manufacturer's installation requirements. The installer must follow the manufacturer's requirements and have one of the following California Contractor's licenses: General Engineering "A" or General Building "B". Eligible installation costs are limited; see *Eligible Costs and Guidance*. Note that the product cost associated with the custom designed technology shall not be included in the installation quote, as it is provided separately in the product price quote.
- ❑ **Photos.** Electronic or print photos of full structure indicating any plans for externally visible permanent equipment such as flood barrier tracks.

Grant Assistance for Floodwater Management Optional Financial Hardship Eligibility Form

The Floodwater Management Grant Program allows property owners who have demonstrated they are experiencing financial hardship or small businesses and nonprofits with no more than 50 full-time employees to:

- Receive 100% of the eligible costs of flood risk reduction projects (up to \$100,000 per property) to be reimbursed for property owners who occupy their residential property, do not have rental units that may generate rental income from the property, and face financial hardship.
- Receive an up-front payment prior to the start of work to use for deposit or start of work payment to the contractor. The SFPUC will disburse up to 10% of total project costs or \$1,000, whichever is less.
- Receive all payments up to the full grant amount to be installment payments instead of reimbursements.

This Financial Hardship Eligibility Form and associate documentation must accompany a completed Grant Application. If you are not eligible to participate in this optional program, you may still be eligible to participate in the Grant Program.

Financial Hardship Eligibility Form

Applicant Name: _____ Date: _____

Buisness or Non-profit Name (if applicable): _____

Email: _____

Phone Number: (_____) _____ Circle: Home/Mobile/Work

Check which applies:

- I am applying as the property owner of an owner-occupied residential property experiencing financial hardship
- I am applying as non-profit or small business
 - I have no more than 50 full-time employees

Required Documentation

For owner-occupied residential property owners, in order to be approved for this program, the City must be able to determine your receipt of public benefits. (1) Applicants may provide the SFPUC with the option to look up their limited income eligibility in Human Services Agency (HSA) and give permission to HSA to share the applicant’s income information or (2) they may provide proof of their hardship through their own supporting documentation.

Option 1:

- I give permission to HSA to share limited income information with SFPUC. My information shall be shared only as needed to determine whether I qualify for SFPUC's Floodwater Grant Hardship Payment Option. I understand that this database can only show my name, my address, and whether my household income falls within certain percentages of federal poverty guidelines based on information I have previously provided to HSA.

Option 2: Check one or all of the program(s) from which you receive public benefits. **Attach to this form supporting documentation** to prove that you receive public benefits from each program.

- Supplemental Security Income (SSI) and State Supplementary Payment (SSP);
- California Work Opportunity and Responsibility to Kids Act (CalWORKs) or a federal Tribal Temporary Assistance for Needy Families (Tribal TANF) Grant Program
- Food Stamps or the California Food Assistance Program (CFAP)
- County Relief, General Relief (GR), or General Assistance (GA)
- Cash Assistance Program for Aged, Blind, and Disabled Legal Immigrants (CAPI)
- In-Home Supportive Services (IHSS)
- Medi-Cal

All Applicant Affidavit/Signature:

I declare under penalty of perjury that the foregoing is true and correct. Entered on

_____ (DATE), at _____ (LOCATION)

_____ (SIGNATURE OF APPLICANT) _____ (DATE)